

VALVES & ACCESSORIES

AEON valves and accessories come recommended for our incredible range of designer radiators.
Contact us for more information or support in helping you choose the best accessory.

MANUAL VALVES



ANGLE

BCH850MC
Blade Cross Angle Manual Rad. Valve
+ L/S set
Chrome



ANGLE

CUB840C
Cube - Manual Angle Valve Pair Complete
with 15mm Tube Connectors
Chrome



ANGLE

CUB840S
Cube - Manual Angle Valve Pair Complete
with 15mm Tube Connectors
Brushed Matt



ANGLE

CUL850MC
Cubic-25° Angle Manual Rad. Valve +
L/S set
Chrome



ANGLE

CYL850MC
Cylindrical-30° Angle Manual Rad. Valve +
L/S set
Chrome



ANGLE

CYL850MS
Cylindrical-30° Angle Manual Rad. Valve
+ L/S set
Brushed Matt



ANGLE

CYL850MB
Cylindrical-30° Angle Manual Rad. Valve
+ L/S set
Matt Black RAL 9005



ANGLE

CYL850MA
Cylindrical-30° Angle Manual Rad. Valve
+ L/S set
Matt Anthracite RAL 7016



ANGLE

QUA850MC
Quartz-30° Angle Manual Rad. Valve
+ L/S set
Chrome



ANGLE

QUA850MS
Quartz-30° Angle Manual Rad. Valve
+ L/S set
Brushed Matt



ANGLE

TLB850MC
Traditional Cross Head Angle Manual Rad.
Valve + L/S set
Chrome



ANGLE

TLB850MS
Traditional Cross Head Angle Manual Rad.
Valve + L/S set
Brushed Matt



ANGLE

CYH850MC
Cylindrical-30 Angle Manual Rad. Valve
+ L/S set
Chrome



ANGLE

CYH850MS
Cylindrical-30 Angle Manual Rad. Valve
+ L/S set
Brushed Matt



ANGLE

CUH850MC
Cubic-30 Angle Manual Rad. Valve +
L/S set
Chrome



ANGLE

CUH850MS
Cubic-30 Angle Manual Rad. Valve +
L/S set
Brushed Matt



STRAIGHT

BCH851MC
Blade Cross Straight Manual Rad. Valve
+ L/S set
Chrome



STRAIGHT

CUB841C
Cube - Manual Straight Valve Pair
Complete with 15mm Tube Connectors
Chrome



STRAIGHT

CUB841S
Cube - Manual Straight Valve Pair
Complete with 15mm Tube Connectors
Brushed Matt



STRAIGHT

CUH851MC
Cubic-30 Straight Manual Rad. Valve
+ L/S set
Chrome



STRAIGHT

CUH851MS
Cubic-30 Straight Manual Rad. Valve
+ L/S set
Brushed Matt



STRAIGHT

CUL851MC
Cubic-25 Straight Manual Rad. Valve
+ L/S set
Chrome



STRAIGHT

QUA851MC
Quartz-30 Straight Manual Rad. Valve
+ L/S set
Chrome



STRAIGHT

CYH851MC
Cylindrical-30 Straight Manual Rad.
Valve + L/S set
Chrome



STRAIGHT

CYH851MS
Cylindrical-30 Straight Manual Rad.
Valve + L/S set
Brushed Matt



STRAIGHT

CYL851M
Cylindrical-25 Straight Manual Rad. Valve
+ L/S set
Finishes Available:
Chrome
Brushed Matt



STRAIGHT

CYL851MB
Cylindrical-25 Straight Manual Rad. Valve
+ L/S set
Matt Black RAL 9005



STRAIGHT

CYL851MA
Cylindrical-25 Straight Manual Rad. Valve
+ L/S set
Matt Anthracite RAL 7016



CORNER

CUH853MC
Cubic-30 Corner Manual Rad. Valve
+ L/S set
Chrome



CORNER

CUH853MS
Cubic-30 Corner Manual Rad. Valve
+ L/S set
Brushed Matt



CORNER

CYH853MC
Cylindrical-30 Corner Manual Rad. Valve
+ L/S set
Chrome



CORNER

CYH853MS
Cylindrical-30 Corner Manual Rad. Valve
+ L/S set
Brushed Matt

THERMOSTATIC VALVES



TWIN ANGLE/STRAIGHT

TWU850T
Twin Valve TRV Angle/Straight (6 ports)
with TRV Liquid Sensor Head, Couplings
and Reducers
Finishes Available:
Chrome
White RAL 9016



TWIN ANGLE/STRAIGHT

TWU850TS
Twin Valve TRV Angle/Straight (6 ports)
with TRV Liquid Sensor Head, Couplings
and Reducers
Brushed Matt



TWIN ANGLE/STRAIGHT

TWU850TB
Twin Valve TRV Angle/Straight (6 ports)
with TRV Liquid Sensor Head, Couplings
and Reducers
Matt Black RAL 9005



TWIN ANGLE/STRAIGHT

TWU850TA
Twin Valve TRV Angle/Straight (6 ports)
with TRV Liquid Sensor Head, Couplings
and Reducers
Matt Anthracite RAL 7016



TWIN ANGLE/STRAIGHT

TWU850TG
Twin Valve TRV Angle/Straight (6 ports)
with TRV Liquid Sensor Head, Couplings
and Reducers
Matt Gold



ANGLE

UAW850TC
Eco Angle Thermostatic Valve
Chrome



ANGLE

UAW850NTW
Eco Angle Thermostatic Valve & TRV Head
White RAL 9016



ANGLE

UAW850NTW
Eco Angle Thermostatic Valve & TRV
Head/LS Twin Pack
White RAL 9016



ANGLE

CYH850TC
Cylindrical-30 Angle GB TRV 30mm
Body + Cylindrical L/S with TRV Liquid
Sensor Head
Chrome



ANGLE

CYH850TS
Cylindrical-30 Angle GB TRV 30mm
Body + Cylindrical L/S with TRV Liquid
Sensor Head
Brushed Matt



ANGLE

CYH850TW
Cylindrical-30 Angle GB TRV 30mm
Body + Cylindrical L/S with TRV Liquid
Sensor Head
White RAL 9016



ANGLE

CYH850TB
Cylindrical-30 Angle GB TRV 30mm
Body + Cylindrical L/S with TRV Liquid
Sensor Head
Matt Black RAL 9005




ANGLE

CYH850TA
Cylindrical-30 Angle GB TRV 30mm
Body + Cylindrical L/S with TRV Liquid
Sensor Head
Matt Anthracite RAL 7016



ANGLE

CYH850TG
Cylindrical-30 Angle GB TRV 30mm
Body + Cylindrical L/S with TRV Liquid
Sensor Head
Matt Gold



STRAIGHT

UAW851NLTW
Eco Straight Thermostatic Valve & TRV
Head/LS Twin Pack
White RAL 9016



STRAIGHT

UAW851TC
Eco Straight Thermostatic Valve
Chrome



STRAIGHT

UAW851NTW
Eco Straight Thermostatic Valve & TRV Head
White RAL 9016



STRAIGHT

CYH851T
Cylindrical-30 Straight GB TRV 30mm
Body + Cylindrical L/S with TRV Liquid
Sensor Head
Finishes Available:
Chrome
Brushed Matt



STRAIGHT

CYH851TW
Cylindrical-30 Straight GB TRV 30mm
Body + Cylindrical L/S with TRV Liquid
Sensor Head
White RAL 9016



STRAIGHT

CYH851TB
Cylindrical-30 Straight GB TRV 30mm
Body + Cylindrical L/S with TRV Liquid
Sensor Head
Matt Black RAL 9005



STRAIGHT

CYH851TA
Cylindrical-30 Straight GB TRV 30mm
Body + Cylindrical L/S with TRV Liquid
Sensor Head
Matt Anthracite RAL 7016



STRAIGHT

CYH851TG
Cylindrical-30 Straight GB TRV 30mm
Body + Cylindrical L/S with TRV Liquid
Sensor Head
Matt Gold



CORNER

UAW853TC
Eco Corner Thermostatic Valve & TRV Head
Chrome



CORNER

UAW853TS
Eco Corner Thermostatic Valve & TRV Head
Brushed Matt



ANGLE

UD850W
DECOR Angle Valve Pair Complete with
15mm Tube Connectors
White RAL 9016



ANGLE

UD850C
DECOR Angle Valve Pair Complete with
15mm Tube Connectors
Chrome

AVAILABLE WHILE STOCKS LAST



ANGLE

MIN840C
Minimalist - Manual Angle Valve Pair
Complete with 15mm Tube Connectors
Chrome



ANGLE

CYL840C
Cylinder - Manual Angle Valve Pair
Complete with 15mm Tube Connectors
Chrome



ANGLE

CYL840S
Cylinder - Manual Angle Valve Pair
Complete with 15mm Tube Connectors
Brushed Matt



TWIN ANGLE

TWI850S
Twin - Thermostatic Angle Valve
Complete with 15mm Tube Connectors
Brushed Matt



TWIN STRAIGHT

TWI851C
Twin - Thermostatic Straight Valve
Complete with 15mm Tube Connectors
Finishes Available:
Chrome
Brushed Matt



STRAIGHT

ONE851C
One - Thermostatic Straight Valve
Complete with 15mm Tube Connectors
Chrome



STRAIGHT

ONE851S
One - Thermostatic Straight Valve
Complete with 15mm Tube Connectors
Brushed Matt



STRAIGHT

UD851
DECOR Straight Valve Pair Complete with
15mm Tube Connectors
Finishes Available:
Chrome
Brushed Matt



STRAIGHT

VHS-str
Danfoss Undermount Thermostatic Valve
- Straight White
White RAL 9016



SWIVEL

UDC860
DECOR Swivel Valve Pair Complete with
15mm Tube Connectors
Chrome



SWIVEL

UDC927
INTERAXIAL Swivel 50 Valve Pair
Complete with 15 Tube Connectors &
Domignon Sensor
Chrome



SWIVEL

UDS927
INTERAXIAL Swivel 50 Valve Pair
Complete with 15 Tube Connectors &
Domignon Sensor
Brushed Matt



SWIVEL

UDW927
INTERAXIAL Swivel 50 Valve Pair
Complete with 15 Tube Connectors &
Domignon Sensor
White RAL 9016



CORNER

COR850C
Corner - Thermostatic Angle Valve Pair
Complete with 15mm Tube Connectors
Chrome



A409C
Liquid Metal Sensor
Chrome



A409S
Liquid Metal Sensor
Brushed Matt



A574
Manual Knob for Thermostatic Radiator
Valves (TRV)
Brushed Matt



UA109C
TRV Head
Chrome



UA109S
TRV Head
Brushed Matt



UA109W
TRV Head
White RAL 9016



UA109B
TRV Head
Matt Black RAL 9005



UA109A
TRV Head
Matt Anthracite RAL 7016



UD109L
Domignon Liquid Plastic Sensor
Finishes Available:
Chrome
White RAL 9016



UDS109L
Domignon Liquid Plastic Sensor
Brushed Matt



STRAIGHT
UAWH85IT
Eco Straight TRV + White/Chrome Senso
TRV Head
Chrome



ANGLE
UAWH85OT
Eco Angle TRV + White/Chrome TRV
Head
Chrome

VALVE ADDITIONS

PRODUCT NAME	DESCRIPTION	FINISH			
		Brushed Matt S	White RAL 9016 W	Chrome C	Nickel N
LS850T	Eco Angled Lockshield for UAW850C(TRV)			✓	
LS851T	Eco Straight Lockshield for UAW851C(TRV)			✓	
LS853M	Manual Corner Cylindrical Lockshield	✓		✓	
LS853T	Thermostatic Corner Cylindrical Lockshield	✓		✓	
UC109	Liquid Sensor TRV Head - White body, Chrome Head		✓		
UG109	Liquid Sensor TRV Head - White body, Gold Head		✓		
D13G	Danfoss Thermostatic insert with pre-setting				✓
DRASC	Danfoss Sensor		✓		
H9260	Herz Sensor - Porsche		✓		
H7760	Herz Sensor - Standard		✓		

H VALVES



STRAIGHT

P925
Straight "H" Valve Without By-Pass -
Nickel Plated
Brushed Matt



ANGLE

P926
Angle "H" Valve Without By-Pass - Nickel
Plated
Brushed Matt



STRAIGHT

P915
Straight "H" Valve With By-Pass - Nickel
Plated
Brushed Matt



ANGLE

P916
Angle "H" Valve With By-Pass - Nickel
Plated
Brushed Matt

ADAPTING SETS, TUBE CONNECTORS & REDUCING KITS



P3015SC14
3/4"x18x10x14 Complete Adapting Set For
Multi-Layer Pipe
Chrome



P3015SS14
3/4"x18x10x14 Complete Adapting Set For
Multi-Layer Pipe
Brushed Matt



P3015SC16
3/4"x18x10x16 Complete Adapting Set For
Multi-Layer Pipe
Chrome



P3015SS16
3/4"x18x10x16 Complete Adapting Set For
Multi-Layer Pipe
Brushed Matt



P3625S
3/4"BSP x 15mm Copper Tube Connector
In Brushed Matt Plated
Brushed Matt



P3625N
3/4"BSP x 15mm Copper Tube Connector
In Nickel Plated
Nickel



P3625C
3/4"BSP x 15mm Copper Tube Connector
In Chrome Plated
Chrome



P3015S
3/4"x18x10x16 Plastic Tube
Connector In Brushed Matt
Brushed Matt



A335
Copper Pipe Adaptor 15mm 3/4" EK
Chrome



10RP5
10mm Reducing Kit (pack of 5)
Finishes Available:
Chrome
Brass



P99SP
Drain Device - Brass



16PEX
16mm PEX couplings - Pack of 2
Finishes Available:
Chrome
Brushed Matt
White RAL 9016
Matt Anthracite RAL 7016
Matt Black RAL 9005
Matt Gold

HEAT TRANSFER LIQUID

Only Available to Purchase as Part of an Electrical Product Order

PRODUCT NAME	DESCRIPTION	AVAILABLE
7HTL	Heat Transfer Liquid For Up To 750mm High Rails	✓
9HTL	Heat Transfer Liquid For Up To 900mm High Rails	✓
11HTL	Heat Transfer Liquid For Up To 1200mm High Rails	✓
17HTL	Heat Transfer Liquid For Up To 1800mm High Rails	✓
20HTL	Heat Transfer Liquid For Up To 2000mm High Rails	✓



HEATING ELEMENTS

Class I or Class II Standard Heating Elements 70C Thermostat, 128C Thermal fuse

PRODUCT NAME	DESCRIPTION	FINISH
		White RAL 9016 W
HE90	90W Heating Element With 70C Thermostat, 127C Thermal Fuse, Cable Length: 1.5m, 205mm Rod Length	✓
HE150	150W Heating Element With 70C Thermostat, 127C Thermal Fuse, Cable Length: 1.5m, 300mm Rod Length	✓
HE300	300W Heating Element With 70C Thermostat, 127C Thermal Fuse, Cable Length: 1.5m, 450mm Rod Length	✓
HE400	400W Heating Element With 70C Thermostat, 127C Thermal Fuse, Cable Length: 1.5m, 550mm Rod Length	✓
HE600	600W Heating Element With 70C Thermostat, 127C Thermal Fuse, Cable Length: 1.5m, 760mm Rod Length	✓
HE900	900W Heating Element With 70C Thermostat, 127C Thermal Fuse, Cable Length: 1.5m, 1050mm Rod length	✓
HES340	340W Heating Element, PTC Self Regulation, Cable Length: 1.5m, 240mm Rod Length	✓
HES400	400W Heating Element, PTC Self Regulation, Cable Length: 1.5m, 240mm Rod Length	✓
HE250d	200W Dry Heating Element Kit With 150C Thermostat, 185C Thermal Fuse, Cable Length: 1.5m, 550mm Rod Length	✓
HE300d	300W Dry Heating Element Kit With 150C Thermostat, 185C Thermal Fuse, Cable Length: 1.5m, 650mm Rod Length	✓
HE400d	400W Dry Heating Element With Kit 150C Thermostat, 185C Thermal Fuse, Cable Length: 1.5m, 850mm Rod Length	✓
HE600d	600W Dry Heating Element With Kit 150C Thermostat, 185C Thermal Fuse, Cable Length: 1.5m, 1500mm Rod Length	✓

Analogue Heating Elements - Set Of Two Parts (The Rod & The Control Box) Class I Only

PRODUCT NAME	DESCRIPTION	White RAL 9016 W	Chrome C	Nickel N
POS400	400W Poseidon Heating Element With 70C Thermostat, 127C Thermal Fuse, Cable Length: 150cm, 550mm Rod Length	✓	✓	✓
POS600	600W Poseidon Heating Element With 70C Thermostat, 127C Thermal Fuse, Cable Length: 150cm, 760mm Rod Length	✓	✓	✓

Analogue Heating Elements - The Control Box And Rod Joint As One Piece, Class I Only: Aquarius

PRODUCT NAME	DESCRIPTION	FINISH		
		White RAL 9016 W	Chrome C	Nickel N
AQ300	300W Aquarius Heating Element With 70C Thermostat, 127C Thermal Fuse, Cable Length: 150cm, 450mm Rod Length	✓	✓	✓
AQ600	600W Aquarius Heating Element with 70C Thermostat, 127C Thermal Fuse, Cable Length: 150cm, 760mm Rod Length	✓	✓	✓



Analogue Heating Elements - The Control Box And Rod Joint As One Piece, Stainless Steel Class I Only

PRODUCT NAME	DESCRIPTION	FINISH	
		Chrome C	Nickel N
AES400	400W Dimhead Heating Element - Straight Type	✓	✓
AES600	600W Dimhead Heating Element - Straight Type	✓	✓

Analogue Heating Elements - The Control Box And Rod Joint As One Piece, Class I Only: Mobus



PRODUCT NAME	DESCRIPTION	FINISH	
		White RAL 9016 W	Chrome C
MB150	150W Mobus PTC Heating Element, Cable Length: 90cm, Class I Insulation	✓	✓
MB300	300W Mobus PTC Heating Element, Cable Length: 90cm, Class I Insulation	✓	✓
MB600	600W Mobus PTC Heating Element, Cable Length: 90cm, Class I Insulation	✓	✓

Digital Heating Elements - Set Of Two Parts (The Rod & The Control Box) Class I & Class II



PRODUCT NAME	DESCRIPTION	FINISH		
		White RAL 9016 W	Chrome C	Nickel N
STCN-1	Stoke Control Box, Bluetooth Low Energy, Class I Insulation (for UK +)	✓	✓	
STCN-2	Stoke Control Box, Bluetooth Low Energy, Class II Insulation (for France)	✓	✓	
ST150-1	150W Stoke Heating Element Rod For Stoke Control Unit, Class I Insulation (for UK+)			✓
ST400-1	400W Stoke Heating Element Rod For Stoke Control Unit, Class I Insulation (for UK+)			✓
ST600-1	600W Stoke Heating Element Rod For Stoke Control Unit, Class I Insulation (for UK+)			✓
ST900-1	900W Stoke Heating Element Rod For Stoke Control Unit, Class I Insulation (for UK+)			✓
ST150-2	150W Stoke Heating Element Rod For Stoke Control Unit, Class II Insulation (for France)			✓
ST400-2	400W Stoke Heating Element Rod For Stoke Control Unit, Class II Insulation (for France)			✓
ST600-2	600W Stoke Heating Element Rod For Stoke Control Unit, Class II Insulation (for France)			✓
ST900-2	900W Stoke Heating Element Rod For Stoke Control Unit, Class II Insulation (for France)			✓

Enables Standard Element To Be Contolled

PRODUCT NAME	DESCRIPTION	FINISH	
		White RAL 9016 W	Chrome C
WPC600	600w Wall Plate Controller for Standard Heating Cartridge	✓	✓
P1300	16mm Pattresse Box (Supplied Min 10pcs in a Carton)	✓	
P1400	25mm Pattresse Box (Supplied Min 10pcs in a Carton)		✓




PRODUCT NAME	DESCRIPTION	FINISH	
		Chrome C	
3BV	1/2" BSP 3Bar Valve for Electric Only Towel Rails - Nickel Plated Only	✓	


DUAL FUEL COMPONENTS

PRODUCT NAME	DESCRIPTION	RETAIL PRICE £		
		White RAL 9016 W	Chrome C	Nickel N
TP	1/2" BSP T Piece For Dual Fuel Operation	✓	✓	✓
4w-TRV+	4 Way Radiator Valve With Thermostatic Control (White Sensor And Nickel Plated Body)			✓

FITTINGS



90MF12
1/2" BSP Male To Female SS Square Elbow (One)
Finishes Available:
Brushed Matt
Polished



180SL
200mm Long 15 in Diameter Straight Stainless Steel Tube
Finishes Available:
Brushed Matt
Polished

PRODUCT NAME	DESCRIPTION	FINISH	
		Brushed Matt S	Polished P
180MF12S	1/2" BSP Male To Female SS Straight 10mm	✓	✓
180MF12L	1/2" BSP Male To Female SS Straight 30mm	✓	✓
180MF34S	3/4" BSP Male To Female SS Straight 10mm	✓	✓
180MF34L	3/4" BSP Male To Female SS Straight 30mm	✓	✓
180FF1234	3/4" BSP Female To 1/2" BSP Female SS Straight	✓	✓
90SL	100+100mm 15mm In Diameter Elbow SS Tube	✓	✓

AIRVENTS & ACCESSORIES



SJA
1/2" Standard Airvent with "O" Ring - Nickel Plated
Nickel

SJP
1/2" Standard Plug with "O" Ring - Nickel Plated
Nickel



SJA-w
1/2" Standard Nickel Airvent with "O" Ring and White Plastic Water Diverter
Nickel



ASJA
1/2" Full Automatic Airvent with Changeable Cartridge
Nickel



SJP154
1/2" Type157 Nickel Plug Flat D26 Hex 8 1/2" EPDM
Nickel

SJAC-h
1/2" Designer Chrome Airvent with "O" ring, Semi-Auto
Chrome



SJPC-h
1/2" Designer Chrome Plug with "O" Ring,
Chrome



SJA157
1/2" Type157 Nickel Airvent Flat D26 Hex 8 1/2" EPDM
Nickel



C1574
Plastic Cup For Type 157 Airvent and 154 Plug
Finishes Available:
White RAL 9016
Chrome
Nickel



SPF
1/2" BSP Straight Male to 15mm Pipe Push Fit - Nickel Plated Only
Nickel