
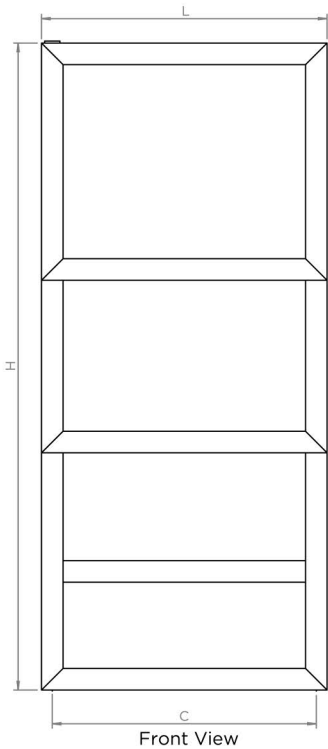
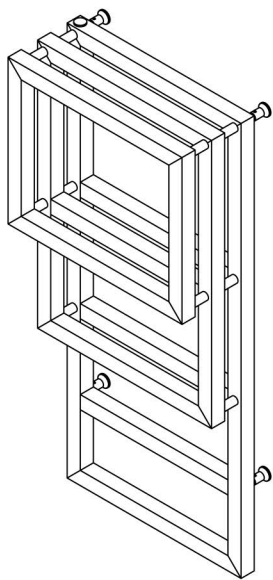


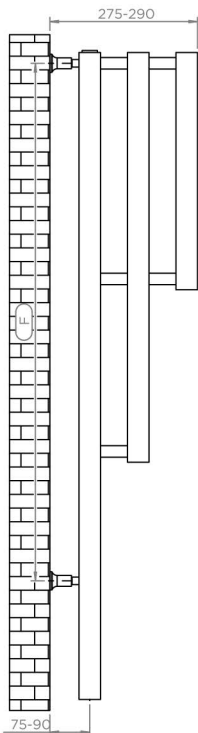
# BOSPORUS

ALL MEASUREMENTS ARE IN MILLIMETRES

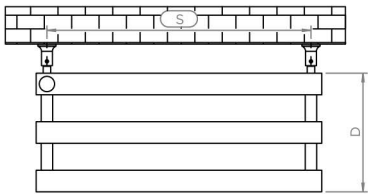
MANUFACTURED FROM STAINLESS STEEL



Back View

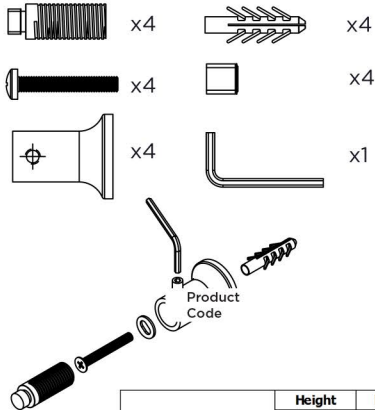


Side View

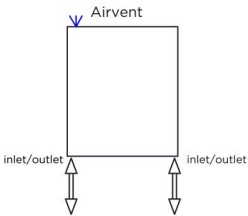


Top View

### Installation Accessories:



### Plumbing Position:



Vertical mount  
All Dimensions are in mm  
Max.Working Pressure: 10 Bar  
Max.Working Temperature: 95° C  
Inlet / Outlet : 1/2" BSP  
Fuel : E/H/D

Manufacturing Tolerance : - 5 mm

PRODUCT CODE	Height	Length	Depth	Pipe Centres	Bracket Centres	
	H	L	D	C	F	S
BOS125	1200	530	220	490	960	490