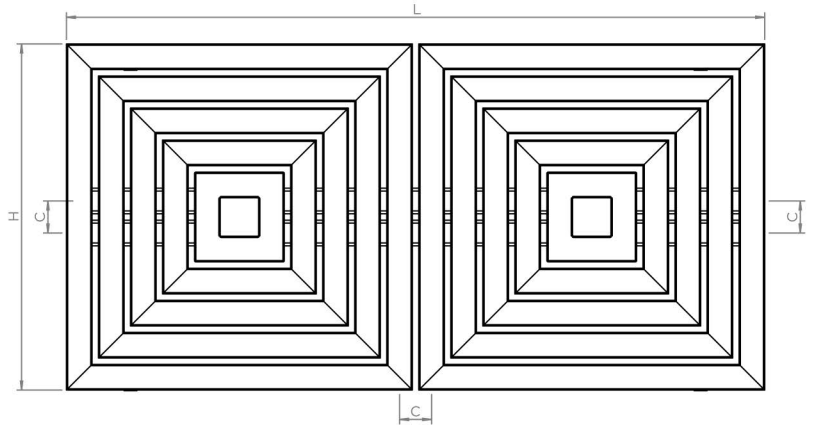



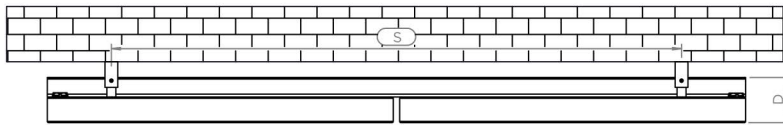
# COFFER HORIZONTAL

ALL MEASUREMENTS ARE IN MILLIMETRES

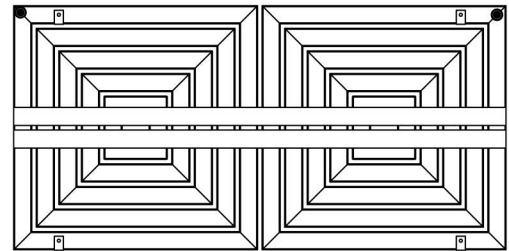
MANUFACTURED FROM STAINLESS STEEL



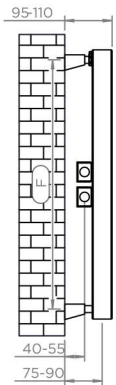
Front View



Top View

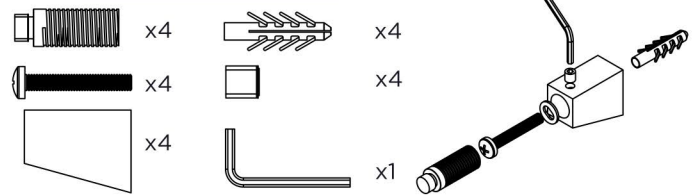


Back View

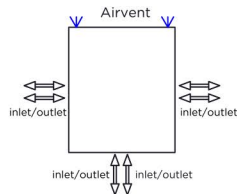


Side View

### Installation Accessories:



### Plumbing Position:



Horizontal mount  
 All Dimensions are in mm  
 Max. Working Pressure: 10 Bar  
 Max. Working Temperature: 95° C  
 Inlet / Outlet : 1/2" BSP  
 Fuel : E/H/D

Manufacturing Tolerance : - 5 mm

PRODUCT CODE	Height	Length	Depth	Pipe Centres	Bracket Centres	
	H mm	L mm	D mm	C mm	F mm	S mm
COF490	890	440	70	50	400	690
COF511	1090	540	70	50	500	890