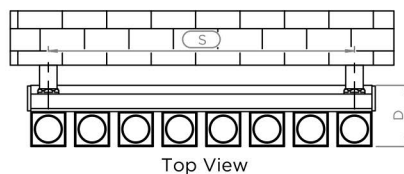
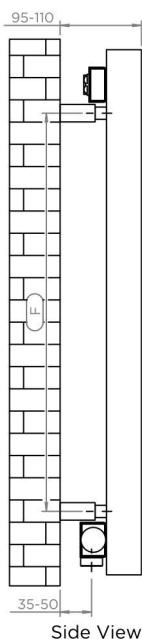

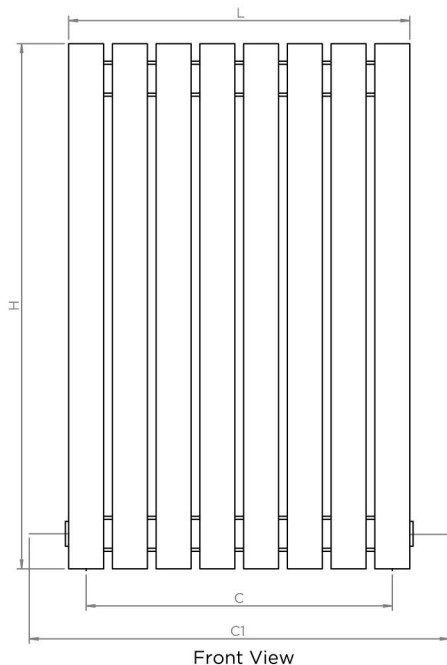
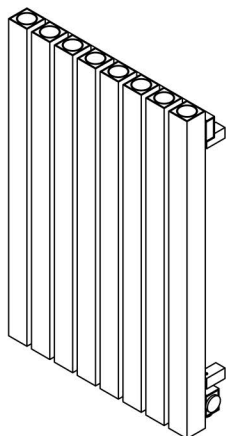


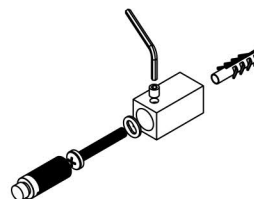
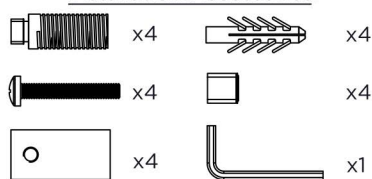
# DALYA E

ALL MEASUREMENTS ARE IN MILLIMETRES

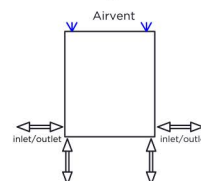
MANUFACTURED FROM STAINLESS STEEL



### Installation Accessories:



### Plumbing Position:



Vertical mount  
 All Dimensions are in mm  
 Max. Working Pressure: 10 Bar  
 Max. Working Temperature: 95° C  
 Inlet / Outlet : 1/2" BSP  
 Fuel : E/H/D

Note: Dimension (S1,S2) available for minimum 24 profiles Manufacturing Tolerance : - 5 mm

PRODUCT CODE	Height		Length	Depth	Pipe Centres		Bracket Centres	
	H	L			C-C1	F	S	
DALE8-6060	600	390	70	350-480	455	350		
DALE10-6060	600	490	70	450-580	455	450		
DALE12-6060	600	590	70	550-680	455	550		
DALE14-6060	600	690	70	650-780	455	650		
DALE16-6060	600	790	70	750-880	455	750		
DALE20-6060	600	990	70	950-1080	455	950		
DALE24-6060	600	1190	70	1150-1280	455	600-550		
DALE28-6060	600	1390	70	1350-1480	455	700-650		
DALE32-6060	600	1590	70	1550-1680	455	800-750		
DALE36-6060	600	1790	70	1750-1880	455	900-850		