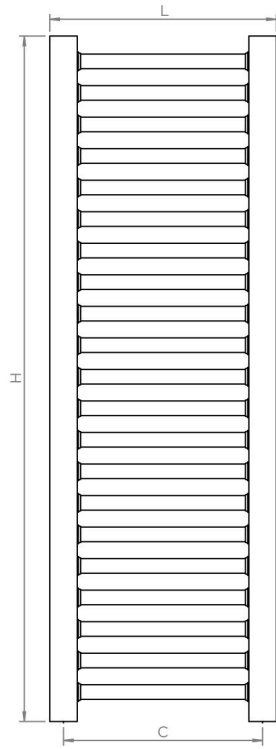
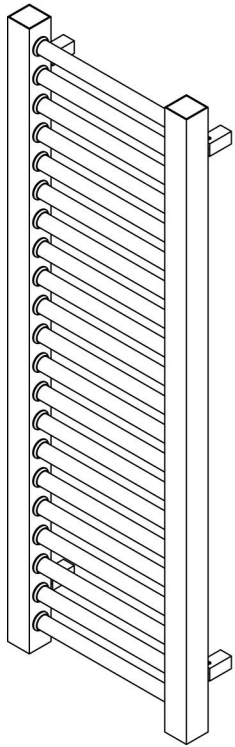


MERIDIEN

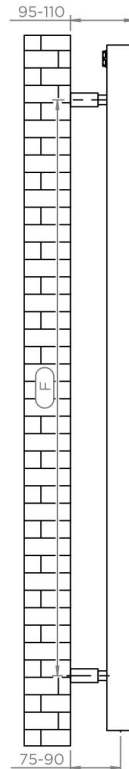
INS-VS1

ALL MEASUREMENTS ARE IN MILLIMETRES


MANUFACTURED FROM STAINLESS STEEL



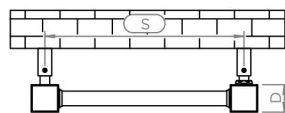
Front View



Side View

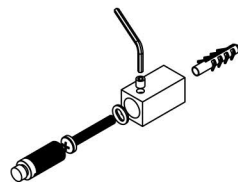
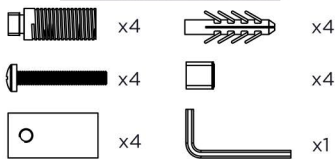


Back View



Top View

Installation Accessories:



Vertical mount
 All Dimensions are in mm
 Max. Working Pressure: 10 Bar
 Max. Working Temperature: 95° C
 Inlet / Outlet : 1/2" BSP
 Fuel : E/H/D

Manufacturing Tolerance : - 5 mm

| PRODUCT CODE | Height | Length | Depth | Pipe Centres | Bracket Centres | |
|--------------|--------|--------|-------|--------------|-----------------|-----|
| | H | L | D | C | F | S |
| | mm | mm | mm | mm | mm | mm |
| MER100 | 1000 | 330 | 40 | 290 | 840 | 290 |
| MER150 | 1500 | 330 | 40 | 290 | 1340 | 290 |
| MER180 | 1800 | 330 | 40 | 290 | 1640 | 290 |
| MER200 | 2000 | 330 | 40 | 290 | 1840 | 290 |

Plumbing Position:

