



RENDE HORIZONTAL

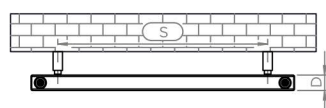
INS-VS1

ALL MEASUREMENTS ARE IN MILLIMETRES

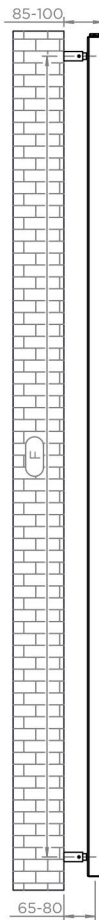
MANUFACTURED FROM STAINLESS STEEL




Front View



Top View

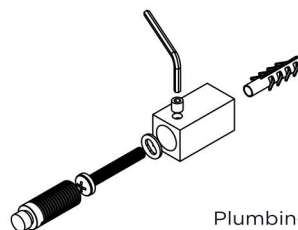
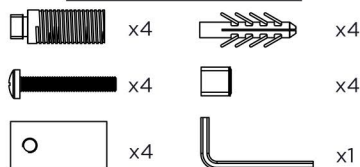


Side View

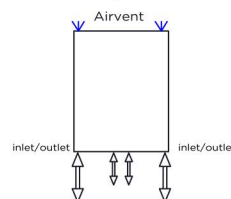


Back View

Installation Accessories:



Plumbing Position:



Vertical mount
 All Dimensions are in mm
 Max. Working Pressure: 10 Bar
 Max. Working Temperature: 95° C
 Inlet / Outlet : 1/2" BSP
 Fuel : E/H/D

Manufacturing Tolerance : - 5 mm

PRODUCT CODE	Height	Length	Depth	Pipe Centres	Bracket Centres	
	H mm	L mm	D mm	C-C1 mm	F mm	S mm
RENH518	1800	560	33	520-50	445	1710
RENH520	2000	560	33	520-50	445	1910