


RENDE VERTICAL

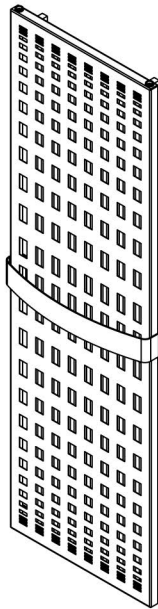
INS-VS1

ALL MEASUREMENTS ARE IN MILLIMETRES


MANUFACTURED FROM STAINLESS STEEL




Rende



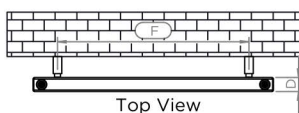
Rende RTB Accessories




Front View



Side View

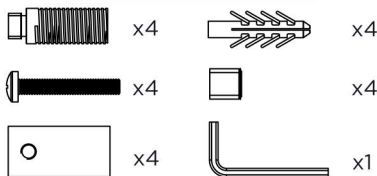


Top View

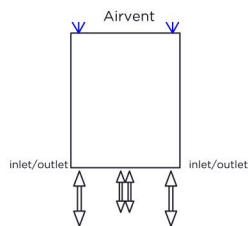


Back View

Installation Accessories:



Plumbing Position:



Vertical mount
 All Dimensions are in mm
 Max.Working Pressure: 10 Bar
 Max.Working Temperature: 95° C
 Inlet / Outlet : 1/2" BSP
 Fuel : E/H/D
 Manufacturing Tolerance : - 5 mm

PRODUCT CODE	Height	Length	Depth	Pipe Centres	Bracket Centres	
	H mm	L mm	D mm	C-C1 mm	F mm	S mm
RENV518	1800	560	33	520-50	1710	445
RENV520	2000	560	33	520-50	1910	445