


STANZA

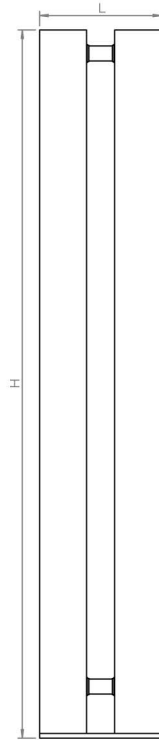
INS-VS1

ALL MEASUREMENTS ARE IN MILLIMETRES

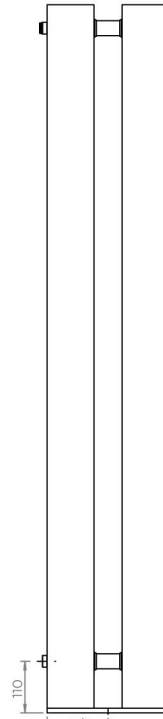
MANUFACTURED FROM STAINLESS STEEL




FLOOR MOUNT



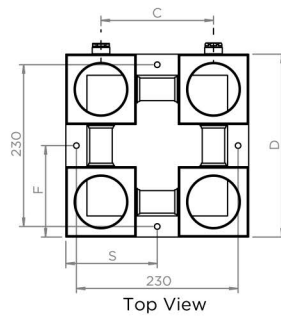
Front View



Side View

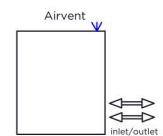


Back View

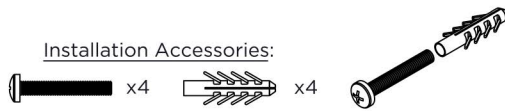


Top View

Plumbing Position:



Installation Accessories:



Vertical mount / Free S.
 All Dimensions are in mm
 Max. Working Pressure: 6 Bar
 Max. Working Temperature: 95° C
 Inlet / Outlet : 1/2" BSP
 Fuel : E/H/D

Manufacturing Tolerance : - 5 mm

PRODUCT CODE	Height	Length	Depth	Pipe Centres	Bracket Centres	
	H	L	D	C	F	S
	mm	mm	mm	mm	mm	mm
STA15	1510	260	260	160	130	130
STA18	1810	260	260	160	130	130
STA20	2010	260	260	160	130	130