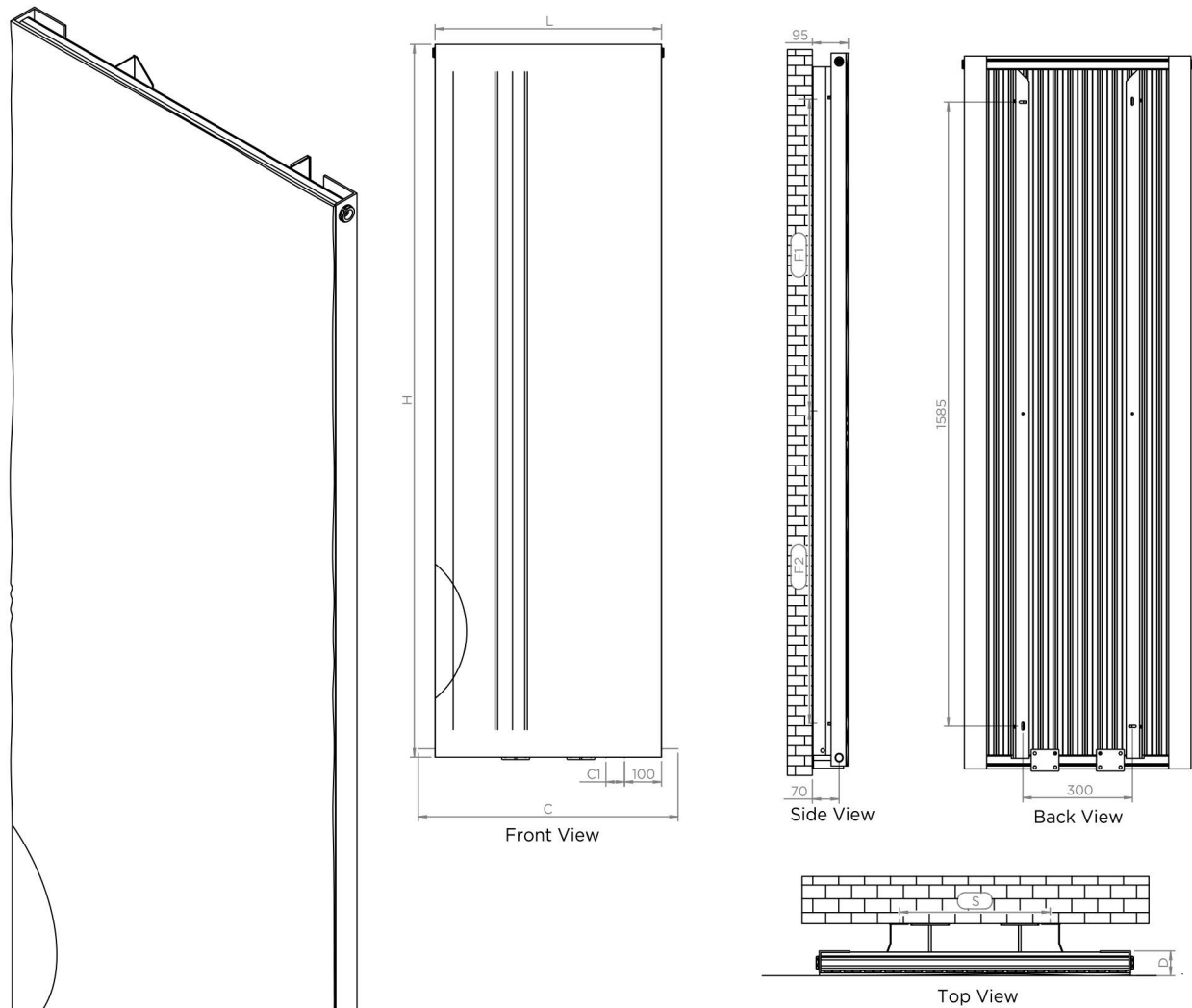


STARGATE


INS-VS1

ALL MEASUREMENTS ARE IN MILLIMETRES

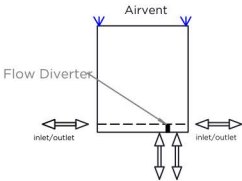
MANUFACTURED FROM ALUMINIUM



Installation Accessories:



Plumbing Position:



Please observe that the collector fitted with a flow diverter is mounted at the bottom. This can be verified by visually checking or by referring to the installation diagram

When installing heating element , please knock through the centre hole of the diverter using a suitable rod. Please remove the disk if it comes loose and can be removed from a tapping

Vertical mount
All Dimensions are in mm
Max.Working Pressure: 10 Bar
Max.Working Temperature: 95° C
Inlet / Outlet : 1/2" BSP
Fuel : E/H/D
Manufacturing Tolerance : - 5 mm

PRODUCT CODE	Height	Length	Depth	Pipe Centres	Bracket Centres	
	H	L	D	C1-C	F1-F2	S
STG186	1810	605	45	50-700	791-794	300