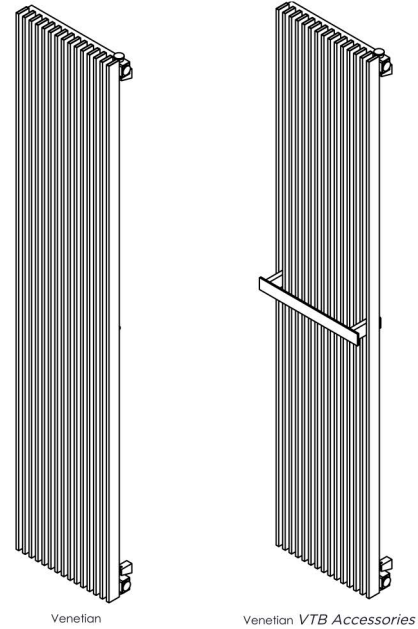

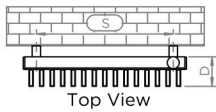
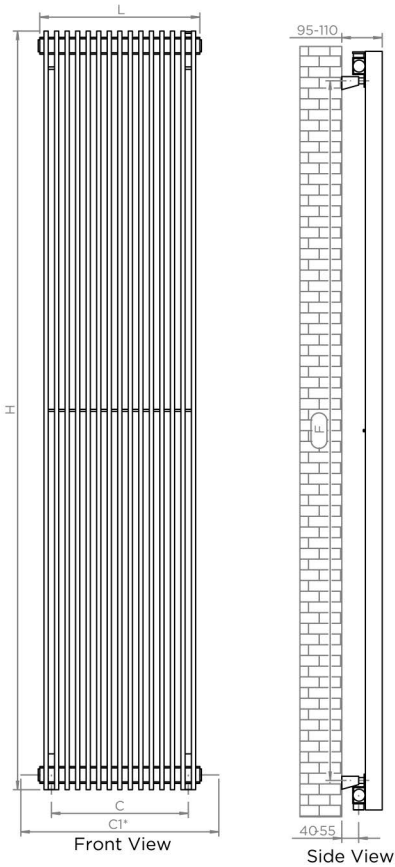


VENETIAN

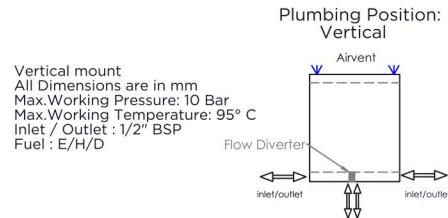
INS-VS1

ALL MEASUREMENTS ARE IN MILLIMETRES

MANUFACTURED FROM STAINLESS STEEL

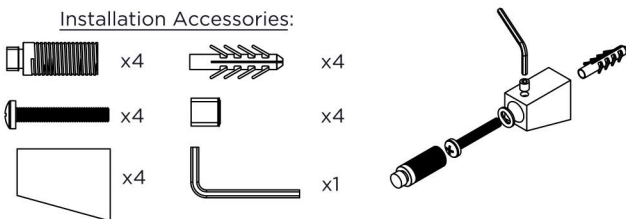


When mounting vertically, please observe that the collector fitted with a flow diverter is mounted at the bottom. This can be verified by visually checking or by referring to the installation diagram



C1*: Only available for minimum eight profiles
Manufacturing Tolerance : - 5 mm

Installation Accessories:



PRODUCT CODE	Height	Length	Depth	Pipe Centres	Bracket Centres	
	H mm	L mm	D mm	C-C1 mm	F mm	S mm
VEN720	700	505	70	450-595	560	450
VEN725	700	630	70	575-720	560	575
VEN730	700	755	70	700-845	560	700
VEN1015	1000	380	70	325-470	860	325
VEN1020	1000	505	70	450-595	860	450
VEN1025	1000	630	70	575-720	860	575
VEN1510	1500	255	70	200-345	1360	200
VEN1515	1500	380	70	325-470	1360	325
VEN1520	1500	505	70	450-595	1360	450
VEN1525	1500	630	70	575-720	1360	575
VEN1805	1800	130	70	75	1660	75
VEN1810	1800	255	70	200-345	1660	200
VEN1815	1800	380	70	325-470	1660	325
VEN1820	1800	505	70	450-595	1660	450
VEN1825	1800	630	70	575-720	1660	575
VEN2005	2000	130	70	75	1860	75
VEN2008	2000	205	70	150	1860	150
VEN2010	2000	255	70	200-345	1860	200
VEN2015	2000	380	70	325-470	1860	325
VEN2020	2000	505	70	450-595	1860	450
VEN 2025	2000	630	70	575-720	1860	575
VENTB10	40	255				
VENTB15	40	380				
VENTB20	40	505				