

H₂₀ VS



Kcal = Watt x 0.860
BTU = Watt x 3.413

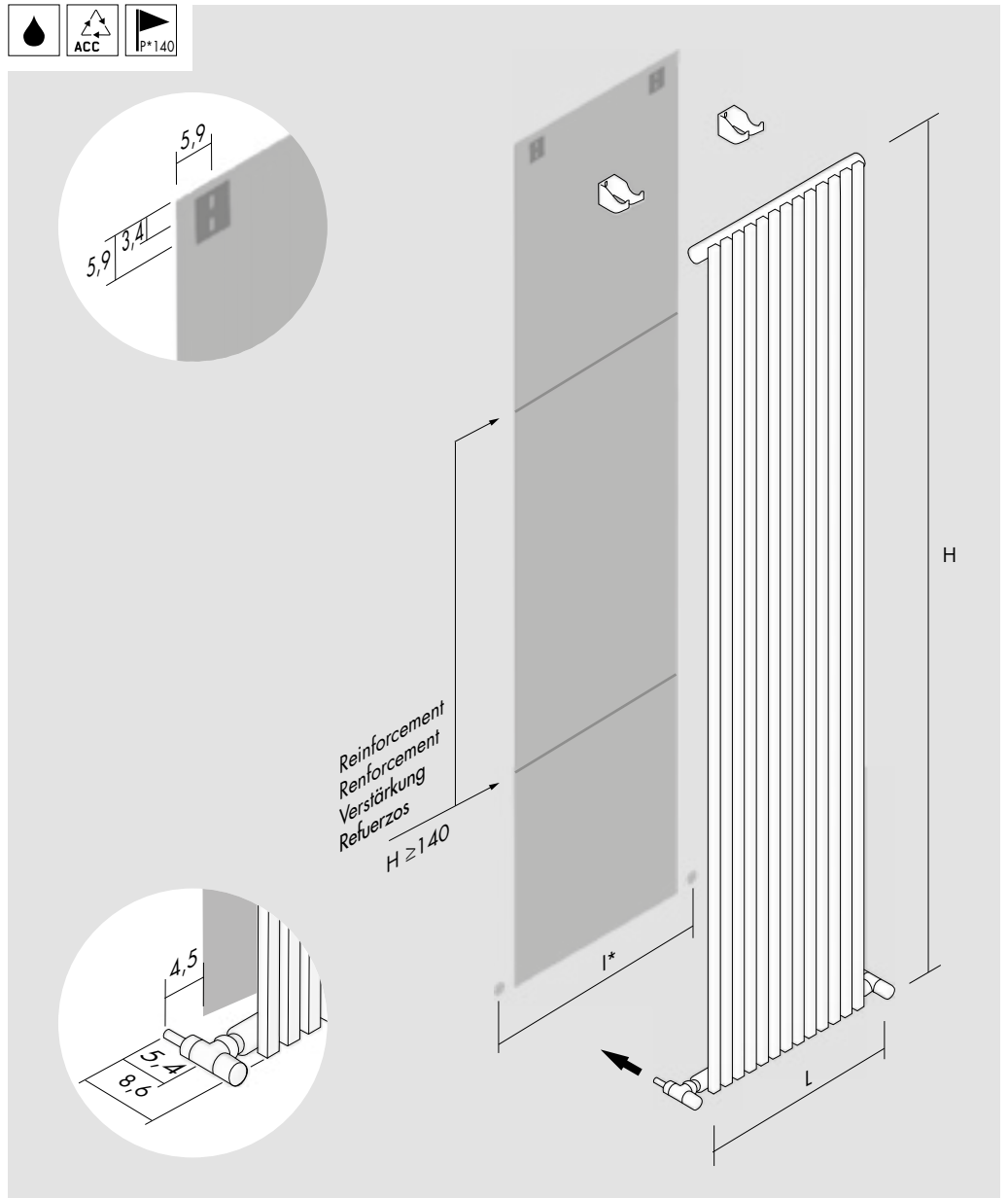
Watt Δt 60° = Watt Δt 50° x 1.259
Watt Δt 40° = Watt Δt 50° x 0.751
Watt Δt 30° = Watt Δt 50° x 0.519
Watt Δt 20° = Watt Δt 50° x 0.309

p max = 10.0 bar

Colours/Couleurs /Farbe/Colores

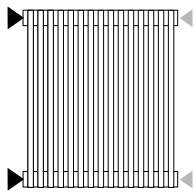
[B] Standard
[T] + 10%
[S] + 20%

For further details see page 86 / Pour plus d'informations consultez la page 86 / Sie können für eventuelle Rückfragen auf Seite 87 konsultieren / Para otras informaciones ver la pagina 87.




Standard connection / Raccord standard Standard Anschluss / Conexión estándar

[X]

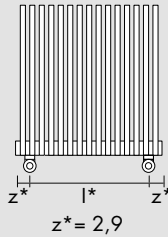


[XM_]

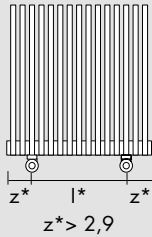


Special connection / Raccord spéciale / Speziell Anschluss / Conexión especial

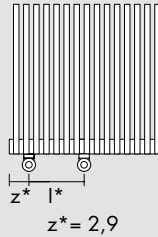
[B]



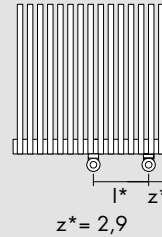
[E]



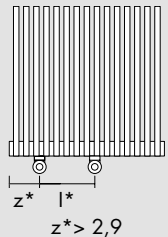
[S] ⚠ (P* 242)



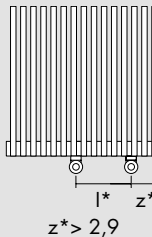
[D] ⚠ (P* 242)



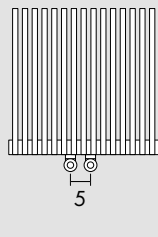
[PS] ⚠ (P* 242)



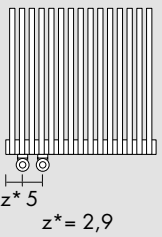
[PD] ⚠ (P* 242)



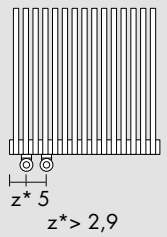
[5]



[5_] ⚠ (P* 242)



[P5_] ⚠ (P* 242)



Replace _ with connection S (Left) or D (Right). / Remplacer le _ avec raccordement S (Gauche) ou D (Droite). / Um linker oder rechter Anschluss zu bestellen, bitte das Symbol _ mit S (links) oder D (rechts) ersetzen. / Sustituir el _ con las conexiones S (Izquierda) o D (Derecha).

I* = pipe centres / distance entre depart et retour / Achsabstand / distancia entre las conexiones

H_20 VS [B]

UNI EN 442 Δt 50° 75°/65°/20°

No. el.	H		I*	60	70	80	100	120	160	170	180	200	220
	L												
6	20.0	29.0		156	179	202	247	293	360	381	401	442	483
				245	256	261	266	279	313	314	324	337	368
7	23.2	32.2		182	209	236	289	341	420	444	468	516	564
				275	285	290	293	306	340	346	351	361	394
8	26.4	35.4		208	239	269	330	390	480	508	535	590	645
9	29.6	38.6		234	269	303	371	439	540	571	602	664	725
10	32.8	41.8		261	299	337	412	488	600	635	669	737	806
11	36.0	45.0		287	329	370	454	536	660	698	736	811	886
12	39.2	48.2		313	359	404	495	585	720	762	803	885	967
13	42.4	51.4		339	389	437	536	634	780	825	869	959	1048
14	45.6	54.6		365	419	471	577	683	841	888	936	1032	1128
15	48.8	57.8		391	448	505	619	731	901	952	1003	1106	1209
16	52.0	61.0		417	478	538	660	780	961	1015	1070	1180	1289
17	55.2	64.2		443	508	572	701	829	1021	1079	1137	1254	1370
18	58.4	67.4		469	538	606	742	878	1081	1142	1204	1327	
19	61.6	70.6		495	568	639	784	927	1141	1206	1271	1401	
20	64.8	73.8		521	598	673	825	975	1201	1269	1338	1475	
22	71.2	80.2		573	658	740	907	1073	1321				
24	77.6	86.6		625	717	808	990	1170	1441				
26	84.0	93.0		677	777	875	1072	1268	1561				
28	90.4	99.4		729	837	942	1155	1365	1681				
30	96.8	105.8		782	897	1010	1237	1463	1801				
I*				56 cm	66 cm	76 cm	96 cm	116 cm	156 cm	166 cm	176 cm	196 cm	216 cm
Lt*				0.185	0.207	0.229	0.273	0.318	0.406	0.428	0.451	0.495	0.539

Optional

(P* = 234)	(P* = 236)	(I* = 5 cm)		(2 pz.)
Angled Valve Vanne équerre Eckausführung Ventil Válvula a escuadra	Thermostatic head Tête thermostatique Thermostatkopf Cabezal termostático	Sleeving kit Kit couvre tuyau Rosetten Kit cubre tubo	∅ ≤ 16 mm [BIAN] CTB [CROM] CTR	Towel hooks Paire de patère Crochet das Bugel Percha
[BIAN] E12SQB [CROM] E12SQR	[BIAN] TTB [CROM] TTR	[BIAN] C5B [CROM] C5R	16 mm < ∅ < 24 mm [BIAN] CWB [CROM] CWR	[INOX] 3A20X

I* = pipe centres / distance entre depart et retour / Achsabstand / distancia entre las conexiones P* = page / page / Seite / página

Lt* = water content for each element / volume d'eau pour chaque element / Wassergehalt für Element / contenido de agua por cada elemento

■ = For information about transport, see page 2 / Voir la page 2 pour transport / die Transportspezifikationen finden Sie auf Seite 2 / Porte: ver página 2



Kcal = Watt x 0.860
BTU = Watt x 3.413

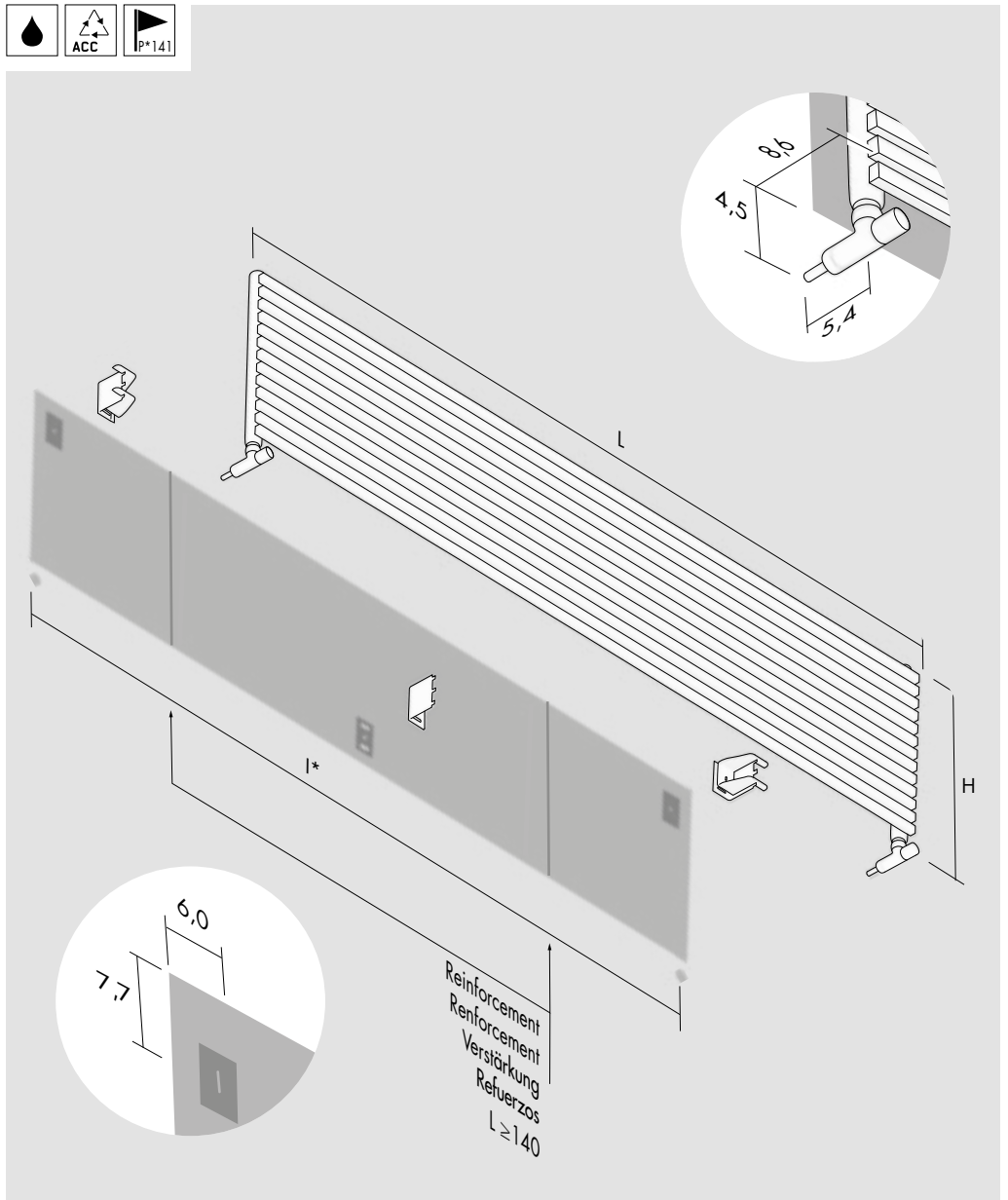
Watt Δt 60° = Watt Δt 50° x 1.259
Watt Δt 40° = Watt Δt 50° x 0.751
Watt Δt 30° = Watt Δt 50° x 0.549
Watt Δt 20° = Watt Δt 50° x 0.309

p max = 10.0 bar

Colours/Couleurs /Farbe/Colores

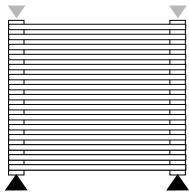
[B] Standard
[T] + 10%
[S] + 20%

For further details see page 86 / Pour plus d'informations consultez la page 86 / Sie können für eventuelle Rückfragen auf Seite 87 konsultieren / Para otras informaciones ver la pagina 87.

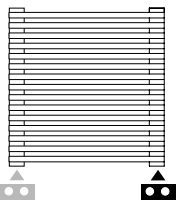


Standard connection / Raccord standard Standard Anschluss / Conexión estándar

[X]

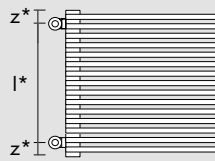


[XM_]



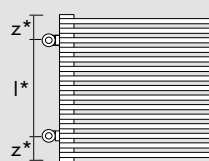
Special connection / Raccord spéciale / Speziell Anschluss / Conexión especial

[C_]



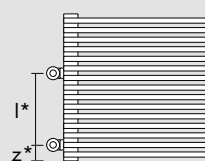
z* = 2,9

[E_]



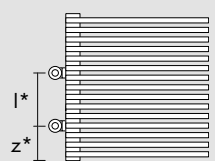
z* > 2,9

[G_]



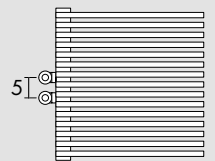
z* = 2,9

[M_]

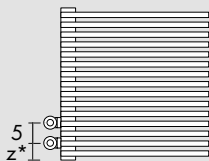


z* > 2,9

[C5_]

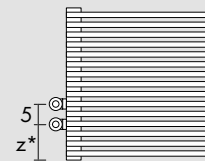


[G5_]



z* = 2,9

[M5_]





z* > 2,9

Replace _ with connection S (Left) or D (Right). / Remplacer le _ avec raccordement S (Gauche) ou D (Droite). / Um linker oder rechter Anschluss zu bestellen, bitte das Symbol _ mit S (links) oder D (rechts) ersetzen. / Sustituir el _ con las conexiones S (Izquierda) o D (Derecha).

I* = pipe centres / distance entre depart et retour / Achsabstand / distancia entre las conexiones

H_20 OS [B]

UNI EN 442 Δt 50° 75°/65°/20°

No. el.	L		60	70	80	100	120	160	170	180	200	220
	H	I*										
6	20.0	29.0	142	166	190	237	285	379	403	427	474	522
7	23.2	32.2	166	194	221	277	332	443	470	498	553	609
8	26.4	35.4	190	221	253	316	379	506	537	569	632	696
9	29.6	38.6	213	249	285	356	427	569	605	640	711	782
10	32.8	41.8	237	277	316	395	474	632	672	711	790	869
11	36.0	45.0	261	304	348	435	522	696	739	782	869	956
12	39.2	48.2	285	332	379	474	569	759	806	854	948	1043
13	42.4	51.4	308	360	411	514	617	822	873	925	1028	1130
14	45.6	54.6	332	387	443	553	664	885	941	996	1107	1217
15	48.8	57.8	356	415	474	593	711	948	1008	1067	1186	1304
16	52.0	61.0	379	443	506	632	759	1012	1075	1138	1265	1391
17	55.2	64.2	403	470	537	672	806	1075	1142	1209	1344	1478
18	58.4	67.4	427	498	569	711	854	1138	1209	1280	1423	
19	61.6	70.6	451	526	601	751	901	1201	1276	1352	1502	
20	64.8	73.8	474	553	632	790	948	1265	1344	1423	1581	
22	71.2	80.2	522	609	696	869	1043	1391				
24	77.6	86.6	569	664	758	948	1138	1517				
26	84.0	93.0	616	719	822	1027	1232	1643				
28	90.4	99.4	663	774	884	1105	1326	1768				
30	96.8	105.8	710	829	947	1184	1421	1894				
I*			56 cm	66 cm	76 cm	96 cm	116 cm	156 cm	166 cm	176 cm	196 cm	216 cm
Li*			0.185	0.207	0.229	0.273	0.318	0.406	0.428	0.451	0.495	0.539

Optional



(P* = 234)

Angled Valve
Vanne équerre
Eckausführung Ventil
Válvula a escuadra

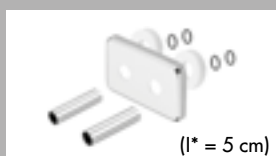
[BIAN] **E12SQB**
[CROM] **E12SQR**



(P* = 236)

Thermostatic head
Tête thermostatique
Thermostatkopf
Cabezal termostático


[BIAN] **TTB**
[CROM] **TTR**



(I* = 5 cm)

Sleeving kit
Kit couvre tuyau
Rosetten
Kit cubre tubo

[BIAN] **C5B**
[CROM] **C5R**

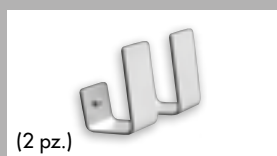


∅ ≤ 16 mm

[BIAN] **CTB**
[CROM] **CTR**

16 mm < ∅ < 24 mm

[BIAN] **CWB**
[CROM] **CWR**



(2 pz.)

Towel hooks
Paire de patère
Crochet das Bugel
Percha

[INOX] **3A20X**

I* = pipe centres / distance entre depart et retour / Achsabstand / distancia entre las conexiones P* = page / page / Seite / página

Li* = water content for each element / volume d'eau pour chaque element / Wassergehalt für Element / contenido de agua por cada elemento

■ = For information about transport, see page 2 / Voir la page 2 pour transport / die Transportspezifikationen finden Sie auf Seite 2 / Porte: ver página 2

H₂₀ VD



Kcal = Watt x 0.860
BTU = Watt x 3.413

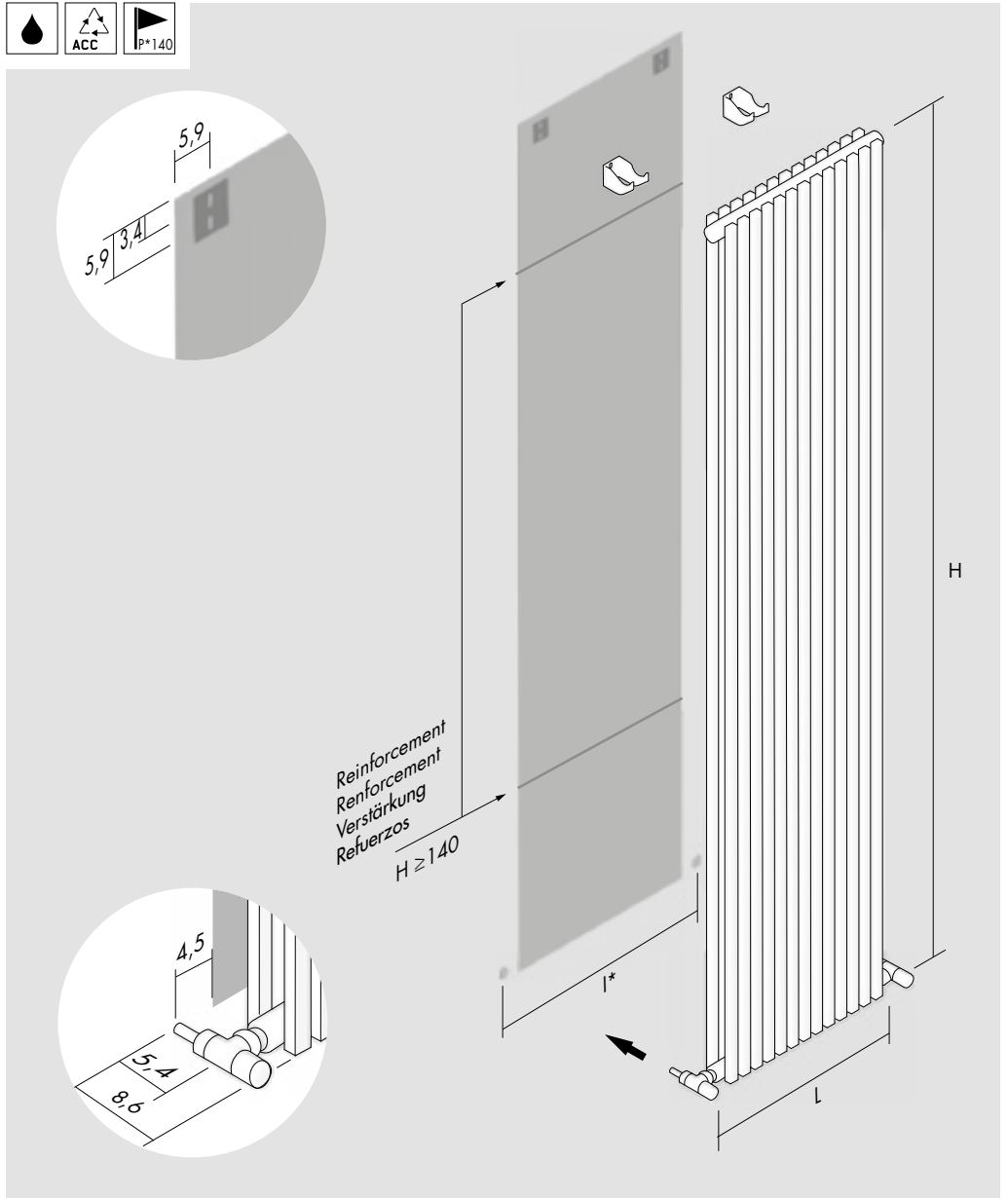
Watt Δt 60° = Watt Δt 50° x 1.269
Watt Δt 40° = Watt Δt 50° x 0.747
Watt Δt 30° = Watt Δt 50° x 0.513
Watt Δt 20° = Watt Δt 50° x 0.302

p max = 10.0 bar

Colours/Couleurs /Farbe/Colores

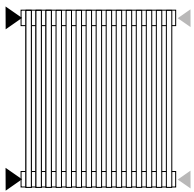
[B] Standard
[T] + 10%
[S] + 20%

For further details see page 86 / Pour plus d'informations consultez la page 86 / Sie können für eventuelle Rückfragen auf Seite 87 konsultieren / Para otras informaciones ver la pagina 87.




Standard connection / Raccord standard Standard Anschluss / Conexión estándar

[X]

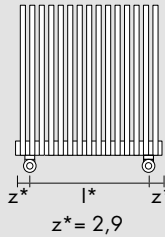


[XM_]

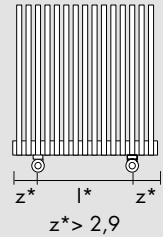


Special connection / Raccord spéciale / Speziell Anschluss / Conexión especial

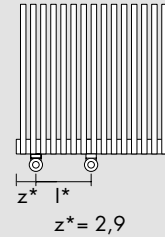
[B]



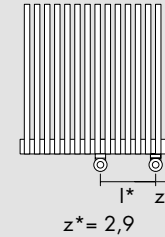
[E]



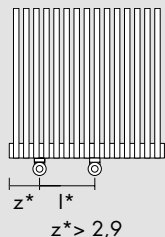
[S] ⚠ (P* 242)



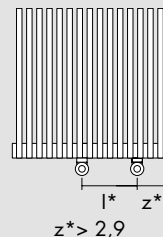
[D] ⚠ (P* 242)



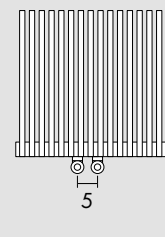
[PS] ⚠ (P* 242)



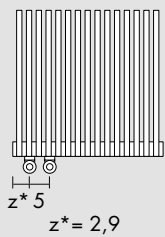
[PD] ⚠ (P* 242)



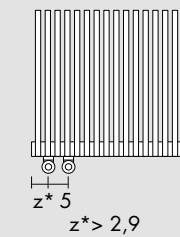
[5]



[5_] ⚠ (P* 242)



[P5_] ⚠ (P* 242)



Replace _ with connection S (Left) or D (Right). / Remplacer le _ avec raccordement S (Gauche) ou D (Droite). / Um linker oder rechter Anschluss zu bestellen, bitte das Symbol _ mit S (links) oder D (rechts) ersetzen. / Sustituir el _ con las conexiones S (Izquierda) o D (Derecha).



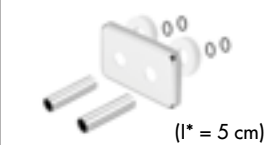


l* = pipe centres / distance entre depart et retour / Achsabstand / distancia entre las conexiones

H_20 VD [B]

UNI EN 442 Δt 50° 75°/65°/20°

No. el.	H		I*	60	70	80	100	120	160	170	180	200	220
	L												
6	20.0	29.0		243	278	311	375	438	558	587	630	673	728
7	23.2	32.2		284	324	362	438	511	651	685	735	785	850
8	26.4	35.4		325	370	414	500	584	743	783	840	897	971
9	29.6	38.6		365	416	466	563	657	836	881	945	1009	1093
10	32.8	41.8		406	463	518	625	730	929	979	1050	1122	1214
11	36.0	45.0		446	509	569	688	803	1022	1076	1155	1234	1335
12	39.2	48.2		487	555	621	750	876	1115	1174	1261	1346	1457
13	42.4	51.4		528	601	673	813	949	1208	1272	1366	1458	1578
14	45.6	54.6		568	648	725	876	1022	1301	1370	1471	1570	1700
15	48.8	57.8		609	694	777	938	1095	1394	1468	1576	1682	1821
16	52.0	61.0		649	740	828	1001	1168	1487	1566	1681	1794	1943
17	55.2	64.2		690	786	880	1063	1241	1580	1664	1786	1907	2064
18	58.4	67.4		730	833	932	1126	1314	1673	1762	1891	2019	
19	61.6	70.6		771	879	984	1188	1387	1766	1859	1996	2131	
20	64.8	73.8		812	925	1035	1251	1460	1859	1957	2101	2243	
22	71.2	80.2		893	1018	1139	1376	1606	2045				
24	77.6	86.6		974	1110	1242	1501	1751	2230				
26	84.0	93.0		1055	1203	1346	1626	1897	2416				
28	90.4	99.4		1136	1295	1450	1751	2043	2602				
30	96.8	105.8		1217	1388	1553	1876	2189	2788				
I*				56 cm	66 cm	76 cm	96 cm	116 cm	156 cm	166 cm	176 cm	196 cm	216 cm
Lt*				0.318	0.362	0.406	0.495	0.584	0.761	0.805	0.850	0.938	1.027

Optional

 (P* = 234)	 (P* = 236)	 (I* = 5 cm)		 (2 pz.)
Angled Valve Vanne équerre Eckausführung Ventil Válvula a escuadra [BIAN] E12SQB [CROM] E12SQR	Thermostatic head Tête thermostatique Thermostatkopf Cabezal termostático [BIAN] TTB [CROM] TTR	Sleeving kit Kit couvre tuyau Rosetten Kit cubre tubo [BIAN] C5B [CROM] C5R	Ø ≤ 16 mm [BIAN] CTB [CROM] CTR 16 mm < Ø < 24 mm [BIAN] CWB [CROM] CWR	Towel hooks Paire de patère Crochet das Bugel Percha [INOX] 3A20X

I* = pipe centres / distance entre depart et retour / Achsabstand / distancia entre las conexiones P* = page / page / Seite / página
 Lt* = water content for each element / volume d'eau pour chaque element / Wassergehalt für Element / contenido de agua por cada elemento
 ■ = For information about transport, see page 2 / Voir la page 2 pour transport / die Transportspezifikationen finden Sie auf Seite 2 / Porte: ver página 2

H₂O OD



Kcal = Watt x 0.860
BTU = Watt x 3.413

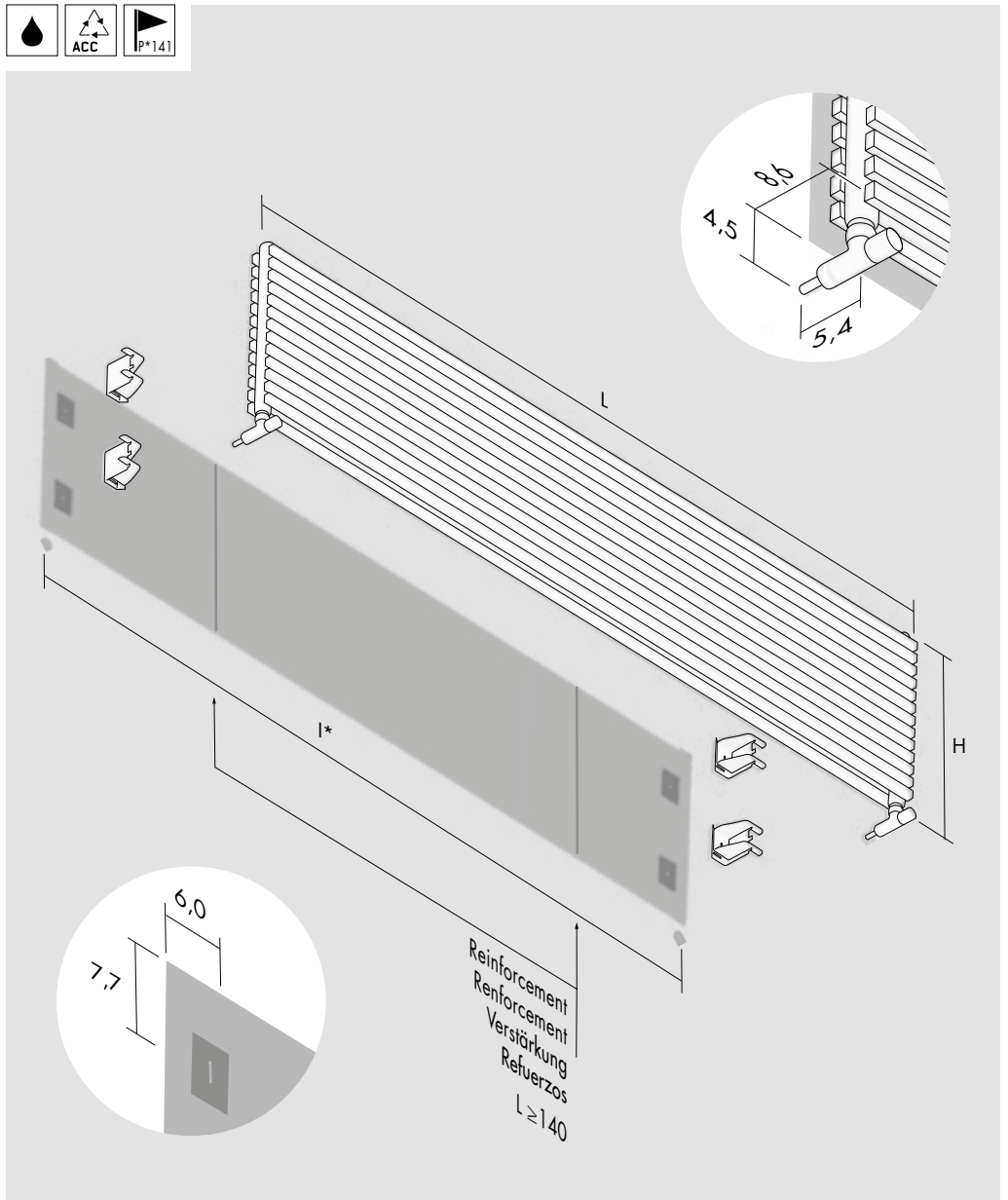
Watt Δt 60° = Watt Δt 50° x 1.269
Watt Δt 40° = Watt Δt 50° x 0.747
Watt Δt 30° = Watt Δt 50° x 0.513
Watt Δt 20° = Watt Δt 50° x 0.302

p max = 10.0 bar

Colours/Couleurs /Farbe/Colores

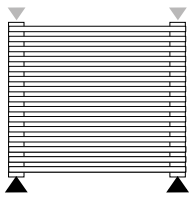
- [B] Standard
- [T] + 10%
- [S] + 20%

For further details see page 86 / Pour plus d'informations consultez la page 86 / Sie können für eventuelle Rückfragen auf Seite 87 konsultieren / Para otras informaciones ver la pagina 87.

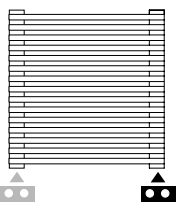


Standard connection / Raccord standard Standard Anschluss / Conexión estándar

[X]

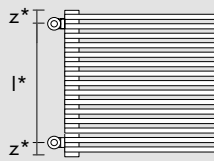


[XM_]



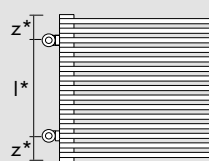
Special connection / Raccord spéciale / Speziell Anschluss / Conexión especial

[C_]



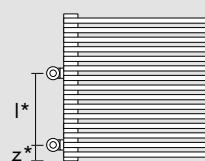
z* = 2,9

[E_]



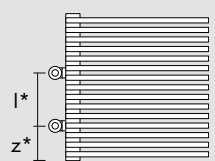
z* > 2,9

[G_]



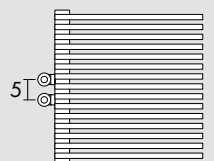
z* = 2,9

[M_]

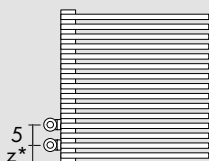


z* > 2,9

[C5_]

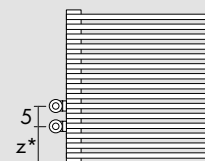


[G5_]



z* = 2,9

[M5_]



z* > 2,9

Replace _ with connection S (Left) or D (Right). / Remplacer le _ avec raccordement S (Gauche) ou D (Droite). / Um linker oder rechter Anschluss zu bestellen, bitte das Symbol _ mit S (links) oder D (rechts) ersetzen. / Sustituir el _ con las conexiones S (Izquierda) o D (Derecha).

I* = pipe centres / distance entre depart et retour / Achsabstand / distancia entre las conexiones

H_20 OD [B]

UNI EN 442 Δt 50° 75°/65°/20°

No. el.	H	L	I*	60	70	80	100	120	160	170	180	200	220
6	20.0	29.0		246	287	328	410	491	655	696	737	819	901
7	23.2	32.2		279	326	372	465	558	744	791	837	930	1023
8	26.4	35.4		313	366	418	522	627	835	888	940	1044	1149
9	29.6	38.6		348	405	463	579	695	927	985	1043	1158	1274
10	32.8	41.8		381	445	508	636	763	1017	1080	1144	1271	1398
11	36.0	45.0		415	484	553	692	830	1107	1176	1245	1384	1522
12	39.2	48.2		449	524	599	749	899	1198	1273	1348	1498	1647
13	42.4	51.4		482	563	643	804	964	1286	1366	1447	1607	1768
14	45.6	54.6		516	602	688	860	1032	1376	1462	1548	1720	1892
15	48.8	57.8		552	643	735	919	1103	1471	1563	1655	1839	2022
16	52.0	61.0		588	685	783	979	1175	1567	1665	1763	1958	2154
17	55.2	64.2		623	726	830	1038	1245	1660	1764	1868	2075	2283
18	58.4	67.4		657	767	877	1096	1315	1753	1863	1972	2191	
19	61.6	70.6		693	809	925	1156	1387	1849	1965	2080	2311	
20	64.8	73.8		730	851	973	1216	1460	1946	2068	2190	2433	
22	71.2	80.2		801	934	1068	1335	1602	2136				
24	77.6	86.6		870	1015	1160	1450	1740	2321				
26	84.0	93.0		939	1095	1252	1565	1878	2504				
28	90.4	99.4		1009	1177	1345	1681	2017	2689				
30	96.8	105.8		1078	1257	1437	1796	2155	2874				
I*				56 cm	66 cm	76 cm	96 cm	116 cm	156 cm	166 cm	176 cm	196 cm	216 cm
Li*				0.318	0.362	0.406	0.495	0.584	0.716	0.805	0.850	0.938	1.027

Optional



(P* = 234)

Angled Valve
Vanne équerre
Eckausführung Ventil
Válvula a escuadra

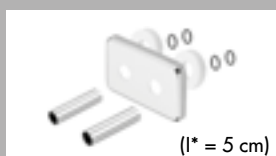
[BIAN] **E12SQB**
[CROM] **E12SQR**



(P* = 236)

Thermostatic head
Tête thermostatique
Thermostatkopf
Cabezal termostático


[BIAN] **TTB**
[CROM] **TTR**



(I* = 5 cm)

Sleeving kit
Kit couvre tuyau
Rosetten
Kit cubre tubo

[BIAN] **C5B**
[CROM] **C5R**

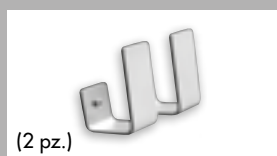


∅ ≤ 16 mm

[BIAN] **CTB**
[CROM] **CTR**

16 mm < ∅ < 24 mm

[BIAN] **CWB**
[CROM] **CWR**



(2 pz.)

Towel hooks
Paire de patère
Crochet das Bugel
Percha

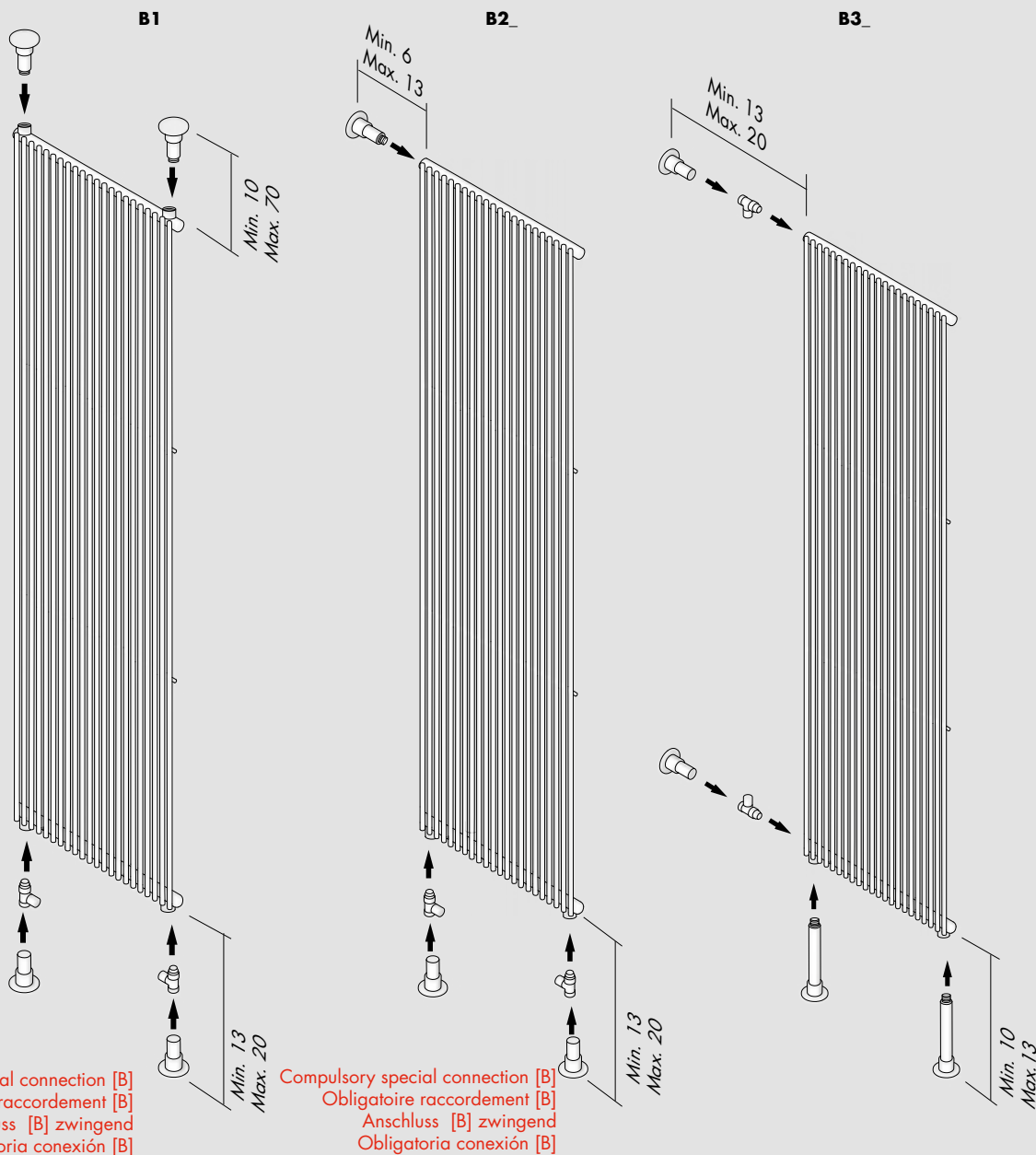
[INOX] **3A20X**

I* = pipe centres / distance entre depart et retour / Achsabstand / distancia entre las conexiones P* = page / page / Seite / página

Li* = water content for each element / volume d'eau pour chaque element / Wassergehalt für Element / contenido de agua por cada elemento

■ = For information about transport, see page 2 / Voir la page 2 pour transport / die Transportspezifikationen finden Sie auf Seite 2 / Porte: ver página 2

Divider / Clastra / Befestigungsstück / Fijación a bandera



Replace _ with connection S (Left) or D (Right). / Remplacer le _ avec raccordement S (Gauche) ou D (Droite). / Um linker oder rechter Anschluss zu bestellen, bitte das Symbol _ mit S (links) oder D (rechts) ersetzen. / Sustituir el _ con las conexiones S (Izquierda) o D (Derecha).

	B1	B2_	B3_
Trim VS	H* ≥ 180 L* ≤ 90	H* ≥ 40 L* ≤ 60	H* ≥ 40 L* ≤ 60
Trim VD	H* ≥ 180 L* ≤ 60	H* ≥ 40 L* ≤ 40	H* ≥ 40 L* ≤ 40
H_20 VS	H* ≥ 180 L* ≤ 90	H* ≥ 40 L* ≤ 60	H* ≥ 40 L* ≤ 60
H_20 VD	H* ≥ 180 L* ≤ 60	H* ≥ 40 L* ≤ 40	H* ≥ 40 L* ≤ 40
AV 13 S	H* ≥ 180 L* ≤ 90	H* ≥ 40 L* ≤ 60	H* ≥ 40 L* ≤ 60
AV 13 D	H* ≥ 180 L* ≤ 60	H* ≥ 40 L* ≤ 40	H* ≥ 40 L* ≤ 40
AV 25 S	H* ≥ 180 L* ≤ 90	H* ≥ 40 L* ≤ 60	H* ≥ 40 L* ≤ 60
AV 25 D	H* ≥ 180 L* ≤ 60	H* ≥ 40 L* ≤ 40	H* ≥ 40 L* ≤ 40

Valves are not included
Les vannes ne sont pas incluses
Ventile sind nicht enthalten
Las válvulas no están incluidas

The divider installation is not available for chrome or gold finished.

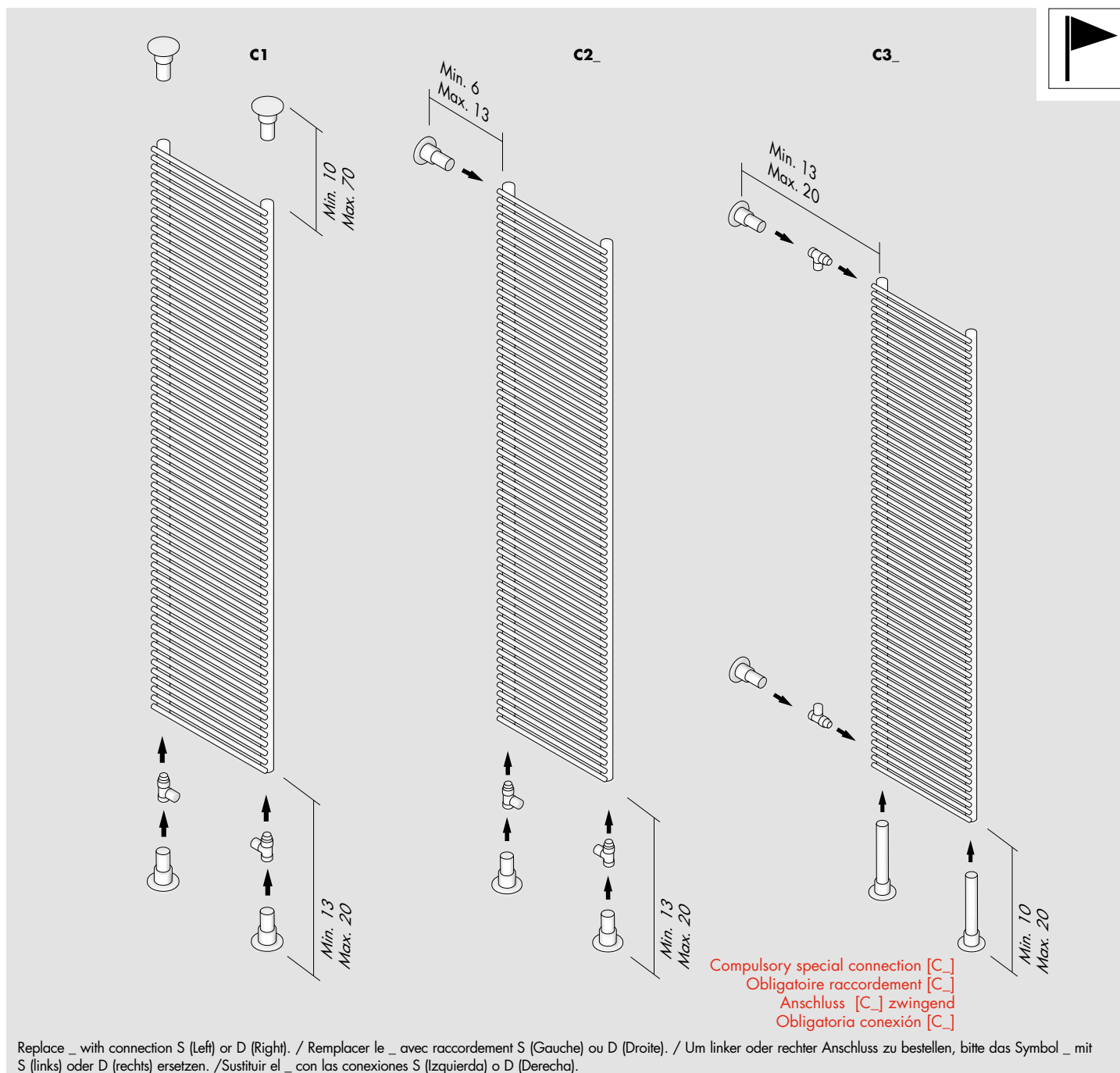
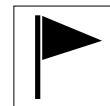
Les fixations Clastra ne sont pas disponibles pour les finitions chrome ou doré.

Fahneanschlüsse nicht verfügbar für Chrome oder Gold Heizkörper.

Fijación a bandera no disponible para la versión en acabado cromado o dorado.

L* = width / longueur / breite / ancho H* = height / hauteur / Höhe / altura

Divider / Clastra / Befestigungsstück / Fijación a bandera



	C1	C2	C3
Trim OS	H* ≤ 230 L* ≤ 90	H* ≤ 230 L* ≤ 60	H* ≤ 230 L* ≤ 60
Trim OD	H* ≤ 230 L* ≤ 60	H* ≤ 230 L* ≤ 40	H* ≤ 230 L* ≤ 40
H_20 OS	H* ≤ 230 L* ≤ 90	H* ≤ 230 L* ≤ 60	H* ≤ 230 L* ≤ 60
H_20 OD	H* ≤ 230 L* ≤ 60	H* ≤ 230 L* ≤ 40	H* ≤ 230 L* ≤ 40
AO 13 S	H* ≤ 230 L* ≤ 90	H* ≤ 230 L* ≤ 60	H* ≤ 230 L* ≤ 60
AO 13 D	H* ≤ 230 L* ≤ 60	H* ≤ 230 L* ≤ 40	H* ≤ 230 L* ≤ 40
AO 25 S	H* ≤ 230 L* ≤ 90	H* ≤ 230 L* ≤ 60	H* ≤ 230 L* ≤ 60
AO 25 D	H* ≤ 230 L* ≤ 60	H* ≤ 230 L* ≤ 40	H* ≤ 230 L* ≤ 40

Valves are not included
Les vannes ne sont pas incluses
Ventile sind nicht enthalten
Las válvulas no están incluidas

The divider installation is not available for chrome or gold finished.

Les fixations Clastra ne sont pas disponibles pour les finitions chrome ou doré.

Fahneanschlüsse nicht verfügbar für Chrome oder Gold Heizkörper.

Fijación a bandera no disponible para la versión en acabado cromado o dorado.

L* = width / longueur / breite / ancho H* = height / hauteur / Höhe / altura