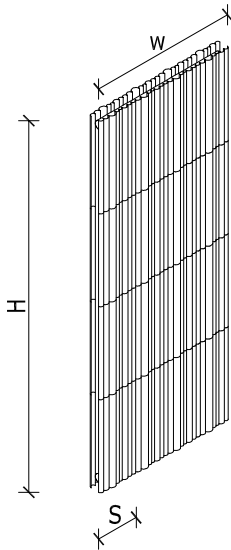
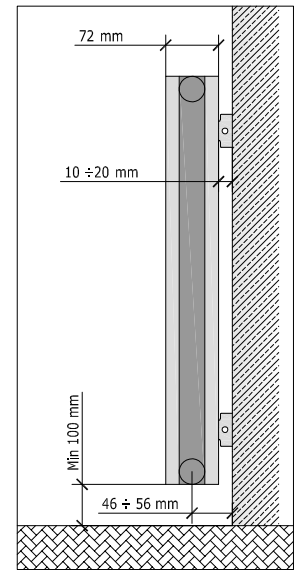




Bamboo



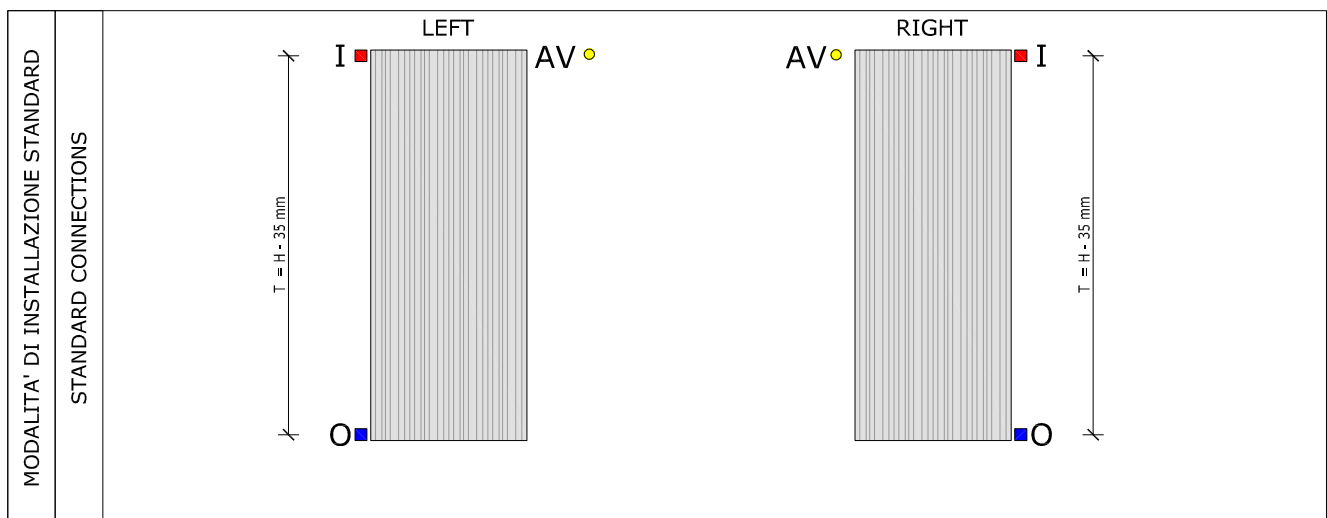
DEPTH



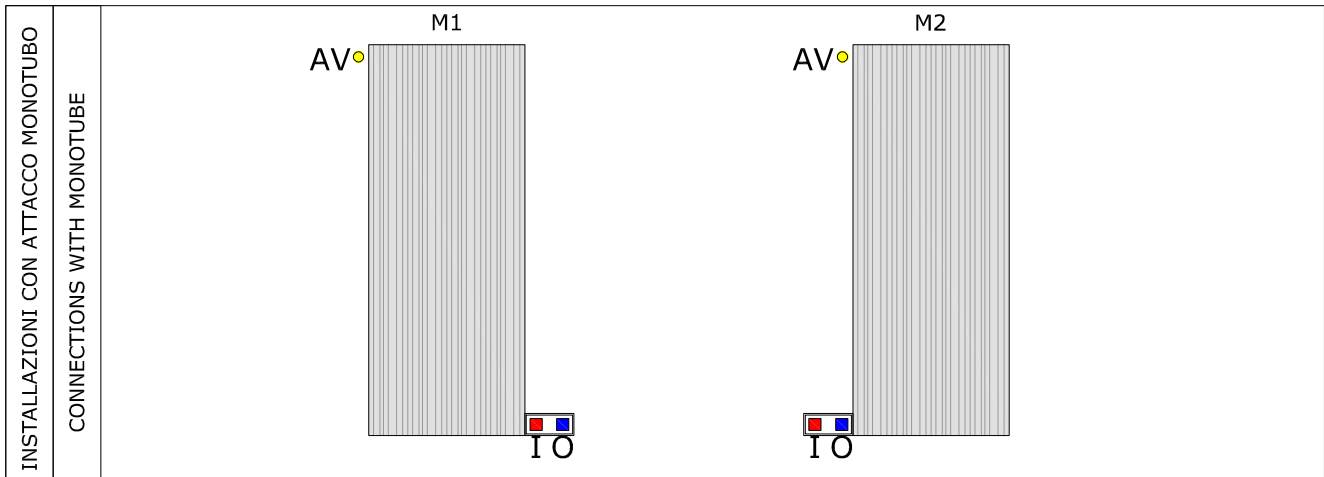
Height [mm] H	Tap to tap distance [mm] T	Weight [kg]	Section Width [mm] S	Heating output $\Delta T 50^\circ C$ [Watt]	Width W
300	265	1,36	151	95	n° of section x 151 mm
600	565	2,36	151	192	
900	865	3,26	151	289	
1.200	1.165	4,16	151	386	
1.500	1.465	5,06	151	483	
1.800	1.765	5,96	151	580	
2.100	2.065	6,86	151	677	
2.400	2.365	7,76	151	774	

AVAILABLE CONNECTIONS

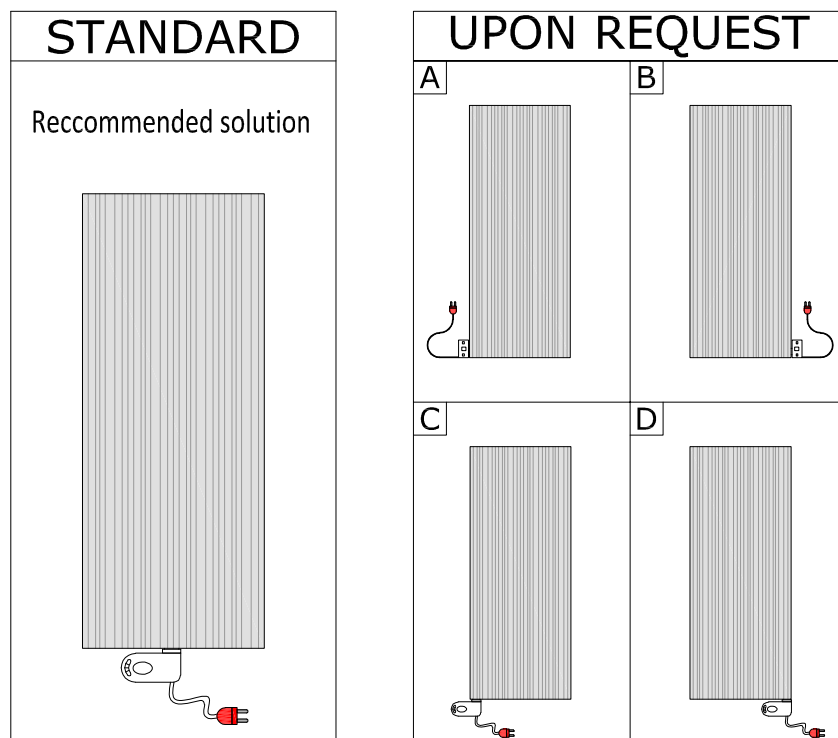
- I = in
- O = out
- ◀ D = Diaphragm
- T = Tap to tap distance
- AV● = Air vent



<p>INSTALLAZIONI SU RICHIESTA - A CONNECTIONS UPON REQUEST - A</p>	
<p>INSTALLAZIONI SU RICHIESTA - B CONNECTIONS UPON REQUEST - B</p>	
<p>INSTALLAZIONI SU RICHIESTA - C CONNECTIONS UPON REQUEST - C</p>	



## ELECTRIC CONFIGURATIONS



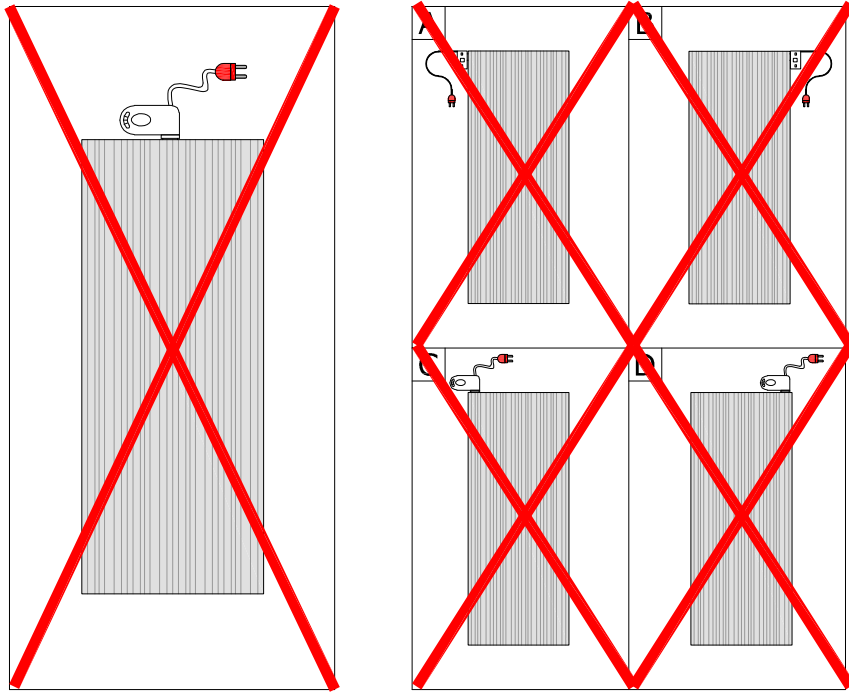
- Cable length about 1.2 mt
- Analogic or digital thermostat available as an option
- Freezing protection up to  $T = -15^{\circ}$ , available protection up to  $T = -38^{\circ}$  upon request
- Installation class I, II, III available upon request

**WARNING:** some configurations may not be available depending on the size

**NOTE FOR INSTALLER :** The installation must ensure that the power cord is not directly in contact with the radiator

Electric radiators need a programmable thermostat  
according to "EcoDesign" european directive

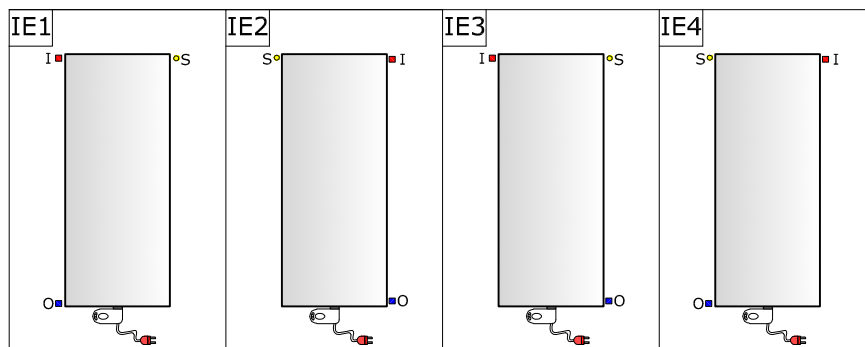
## PROHIBITED CONFIGURATIONS



### WARNING:

- The configuration barred are PROHIBITED and therefore K8 will not accept any liability for their use

## DUAL FUEL POSSIBLE CONFIGURATIONS



Dual Fuel version are only available with standard or "C" water connections

# BRACKETS MOUNTING INSTRUCTIONS

