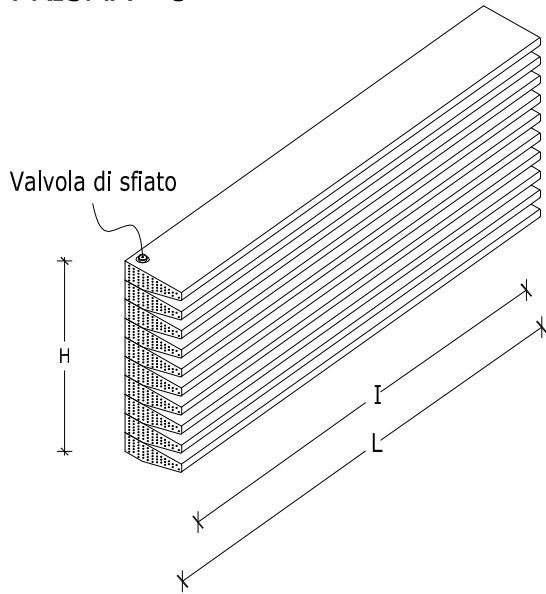
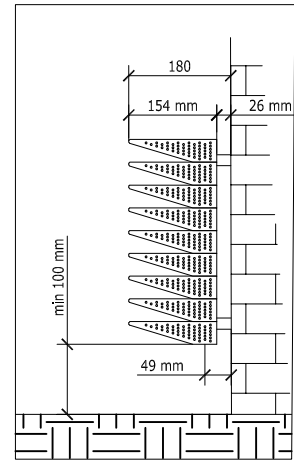




PRISMA - O



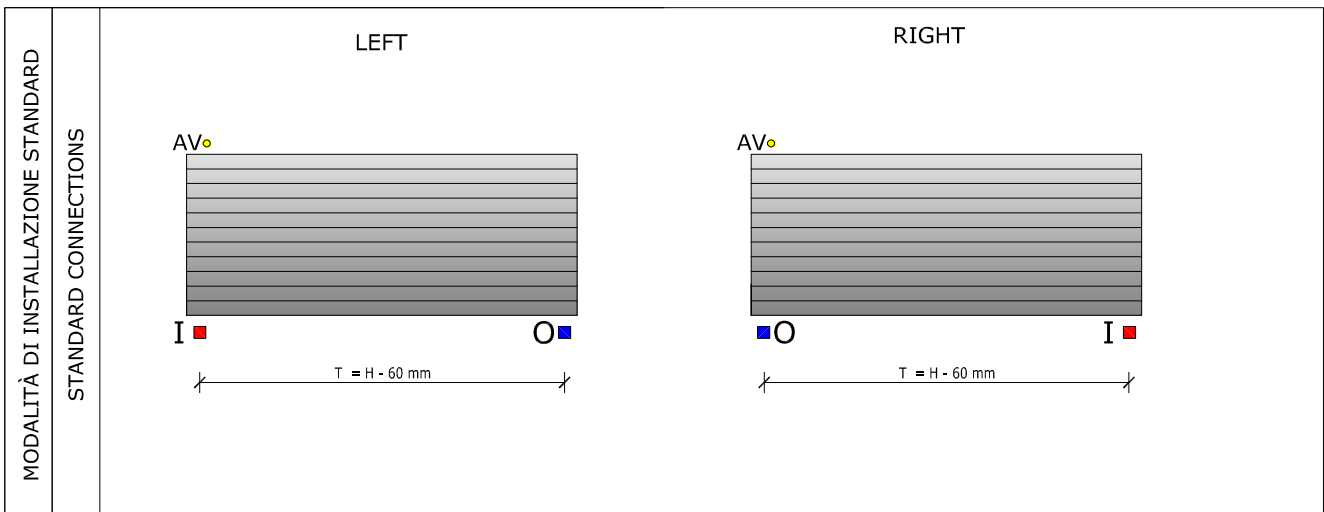
DEPTH



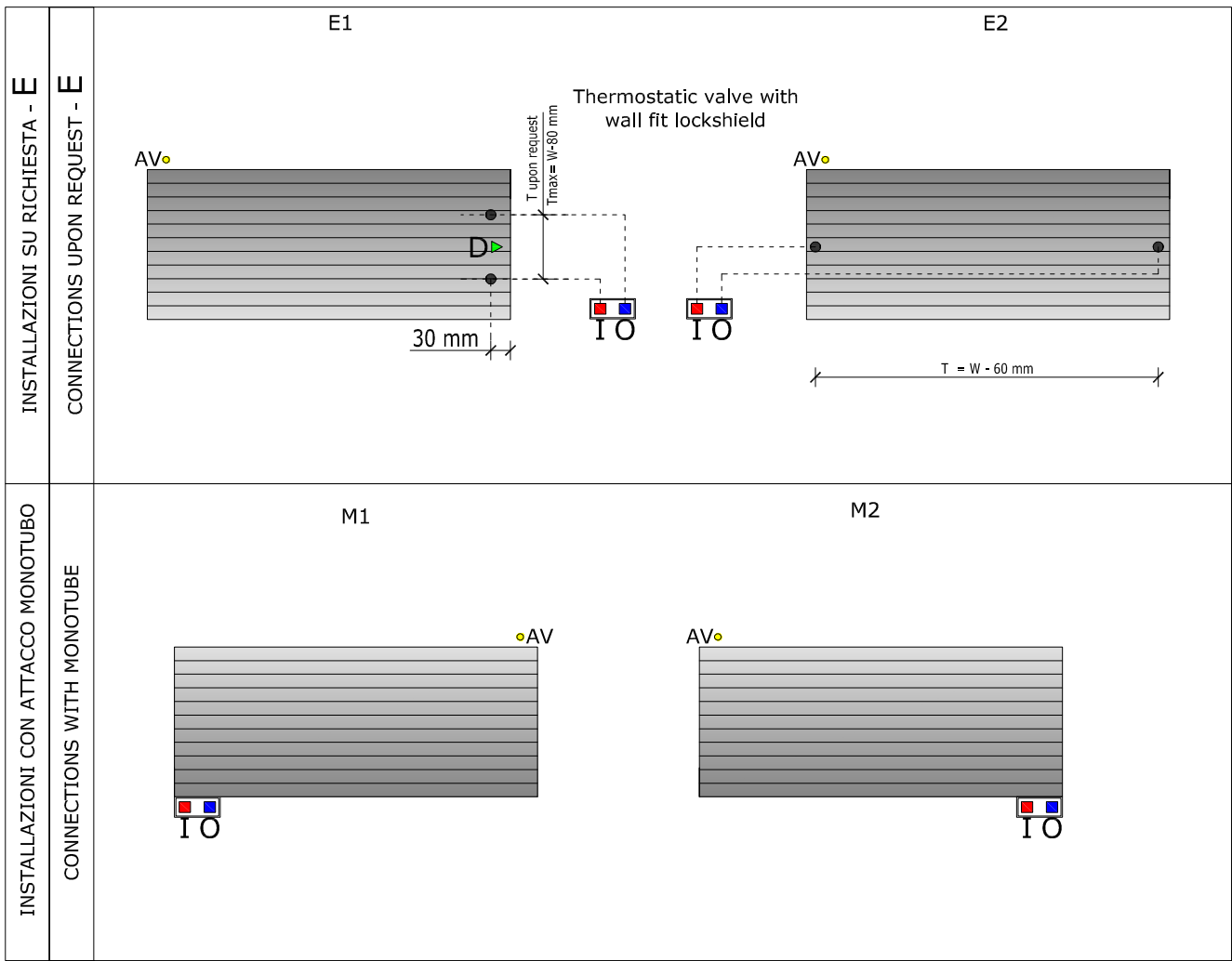
H altezza height hauteur altura	W larghezza width largeur anchura	T interasse tap to tap distance entraxe inter-espacio	resa - output - rendement - rendimento		litri litres litros	peso weight poids peso
			$\Delta T 30^{\circ} C$	$\Delta T 50^{\circ} C$		
[mm]	[mm]	[mm]	[W]	[W]	[Lt]	[kg]
(40 x n° item)	400	340	27	53	0,14	0,91
	500	440	32	62	0,16	1,08
	600	540	38	74	0,19	1,24
	700	640	43	84	0,21	1,41
	800	740	47	93	0,24	1,58
	900	840	53	104	0,26	1,74
	1.000	940	58	114	0,29	1,91
	1.200	1.140	69	135	0,34	2,24
	1.400	1.340	80	156	0,39	2,58
	1.600	1.540	90	176	0,44	2,90
	1.800	1.740	100	196	0,49	3,24
	2.000	1.940	111	217	0,54	3,57
	2.200	2.140	121	237	0,59	3,90
2.500	2440	136	266	0,67	4,40	

AVAILABLE CONNECTIONS

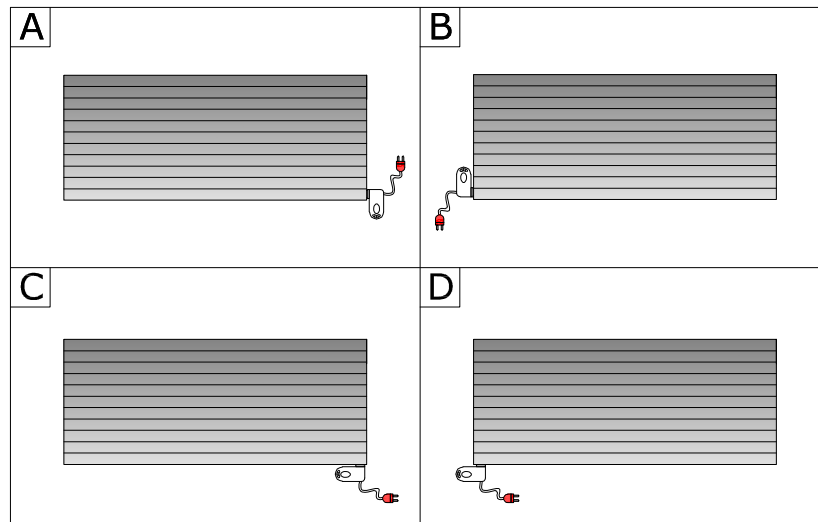
- I =entrata / in
- O =uscita / out
- AV● =sfiato/ air vent
- ◀D =diaframma / Diaphragm
- T =interasse / Tap to tap distance



<p>INSTALLAZIONI SU RICHIESTA - <b>A</b>  CONNECTIONS UPON REQUEST - <b>A</b></p>	<div style="display: flex; justify-content: space-around;"> <div style="text-align: center;"> <p><b>A1</b></p> </div> <div style="text-align: center;"> <p><b>A2</b></p> </div> </div>
<p>INSTALLAZIONI SU RICHIESTA - <b>B</b>  CONNECTIONS UPON REQUEST - <b>B</b></p>	<div style="display: flex; justify-content: space-around;"> <div style="text-align: center;"> <p><b>B1</b></p> </div> <div style="text-align: center;"> <p><b>B2</b></p> </div> </div>
<p>INSTALLAZIONI SU RICHIESTA - <b>C</b>  CONNECTIONS UPON REQUEST - <b>C</b></p>	<div style="display: flex; justify-content: space-around;"> <div style="text-align: center;"> <p><b>C1</b></p> </div> <div style="text-align: center;"> <p><b>C2</b></p> </div> </div>
<p>INSTALLAZIONI SU RICHIESTA - <b>D</b>  CONNECTIONS UPON REQUEST - <b>D</b></p>	<div style="display: flex; justify-content: space-around;"> <div style="text-align: center;"> <p><b>D1</b></p> </div> <div style="text-align: center;"> <p><b>D2</b></p> </div> </div> <p style="text-align: center; margin-top: 20px;"><b>WARNING: NOT ALL TAP TO TAP DISTANCES ARE POSSIBLE</b></p>



## ELECTRIC CONFIGURATIONS



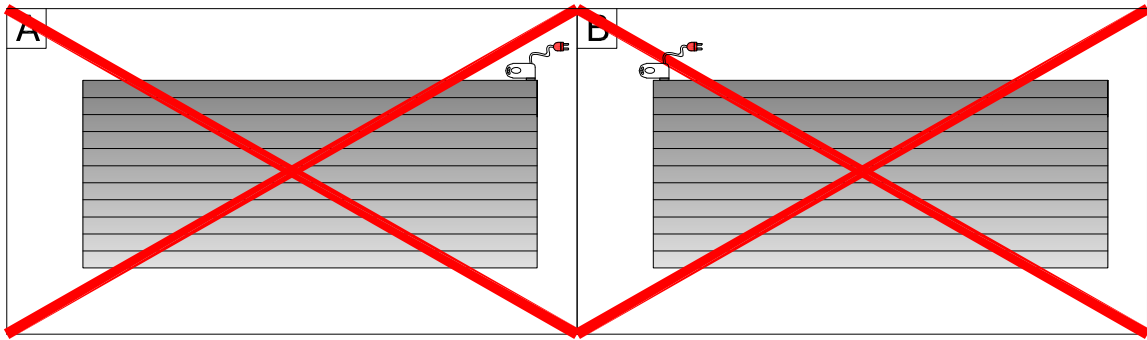
- Cable length about 1.2 mt
- Analogic or digital thermostat available as an option
- Freezing protection up to  $T = -15^{\circ}$ , available protection up to  $T = -38^{\circ}$  upon request

WARNING: some configurations may not be available depending on the size

NOTE FOR INSTALLER : The installation must ensure that the power cord is not directly in contact with the radiator

Electric radiators need a programmable thermostat according to "EcoDesign" european directive

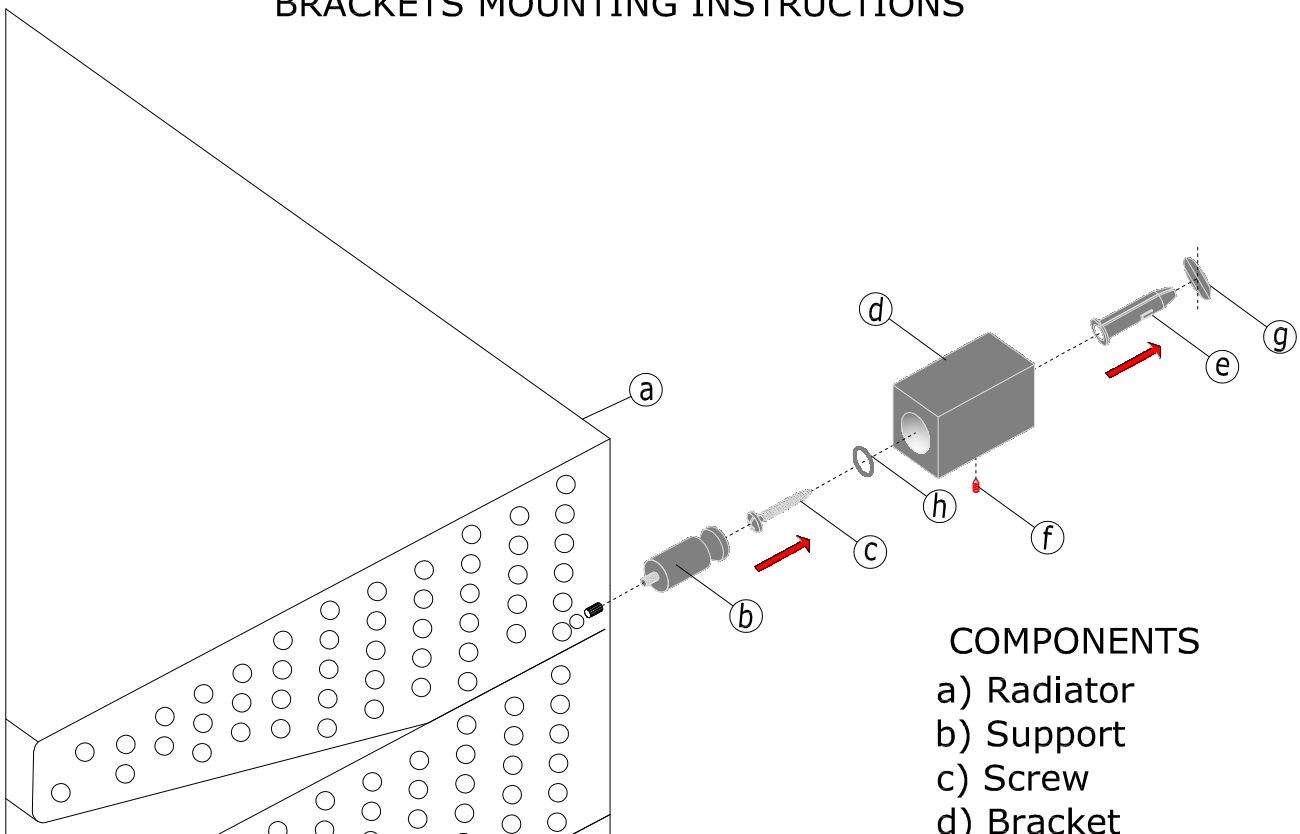
## PROHIBITED CONFIGURATIONS



### WARNING:

- The configuration barred are PROHIBITED and therefore K8 will not accept any liability for their use

## BRACKETS MOUNTING INSTRUCTIONS



### COMPONENTS

- a) Radiator
- b) Support
- c) Screw
- d) Bracket
- e) Wall plugs
- f) Grub screw
- g) Hole in the wall
- h) washer